T30AW3RQ1
Photoelectric Sensor – Opposed Mode Sensor (Receiver)

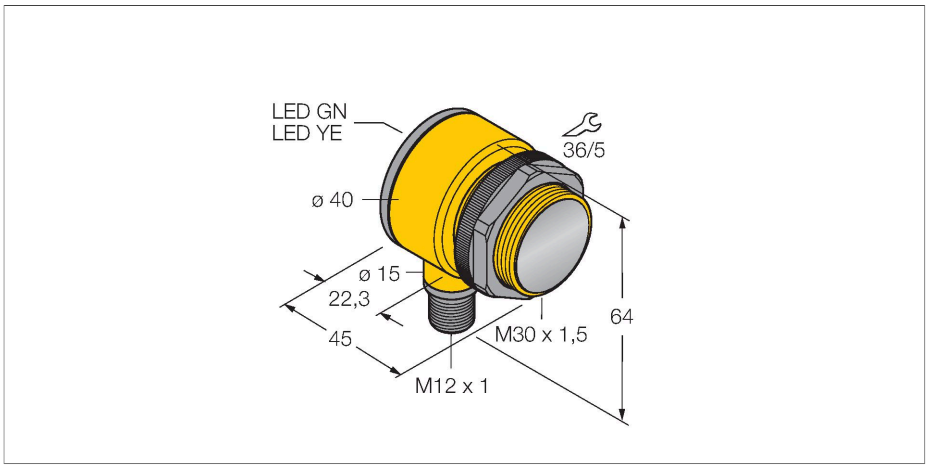



Technical data

Type	T30AW3RQ1
ID	3033446
Optical data	
Function	Opposed mode sensor
Operating mode	Receiver
Range	0…60000 mm
Electrical data	
Operating voltage	20…250 VAC
AC rated operational current	≤ 200 mA
Output function	Light operation, Relay output
Switching frequency	≤ 40 Hz
Readiness delay	≤ 100 ms
Response time typical	< 16 ms
Mechanical data	
Design	Tube, T30
Dimensions	Ø 30 x 45 x 40 x 64 mm
Housing material	Plastic, Thermoplastic material
Lens	plastic, Acrylic
Electrical connection	Connector, 1/2", PVC
Number of cores	4
Ambient temperature	-40…+70 °C
Protection class	IP69
Special features	Encapsulated Wash down
Power-on indication	LED, Green
Switching state	LED, Yellow
Excess gain indication	LED

Features

- M12 × 1 male connector, 4-pin
- Protection classes IP67/IP69K
- Ambient temperature: -40 °C…+70 °C

Wiring diagram

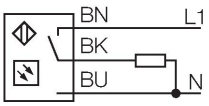

Functional principle

Opposed mode sensors consist of an emitter and receiver. They are installed opposite each other so that the light from the emitter is aimed directly at the receiver. When an object interrupts or weakens the light beam, the sensor switches. Opposed mode sensors are the most reliable photoelectric sensors for detection of opaque targets. An excellent contrast between light and dark conditions and an extremly high excess gain are typical of this sensing mode, thus allowing operation over larger distances and under difficult conditions.
Excess gain curve
Excess gain in relation to the distance

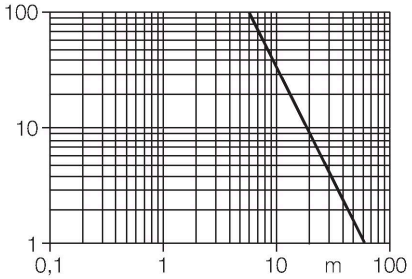

T30AW3RQ1 | 19-01-2022 03-21 | Technical modifications reserved

Technical data

Tests/approvals	
Approvals	CE, UL, CSA

Accessories

SMB1815SF	3053279

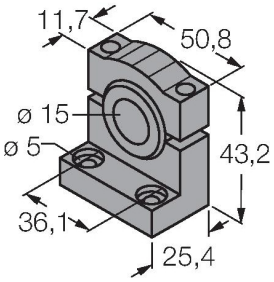

Mounting bracket, PBT black, for PICO-GUARD points

SMB30A	3032723

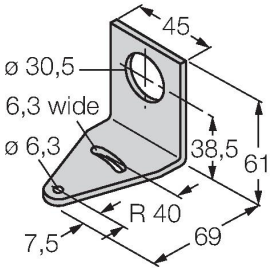

Mounting bracket, rectangular, stainless steel, for sensors with 30mm thread

SMB30FAM10	3011185

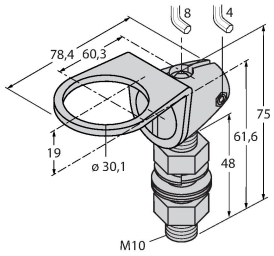

Mounting bracket, stainless steel, for M10 x 1.5 thread, thread length 30 mm

SMBAMS30P	3073135

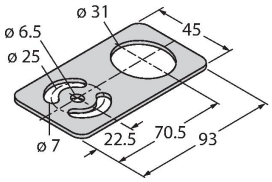

Mounting bracket, stainless steel, for sensors with 30 mm thread

T30AW3RQ1 | 19-01-2022 03-21 | Technical modifications reserved