www.kytola.com

Kytola INSTRUMENTS

The KYTOLA® Oval Gear Meter Model SR is designed and developed for lubrication oil measurement in demanding industrial environments.

The Model SR oval gear meter is a positive displacement meter which always shows the correct flow rate regardless of oil temperature or viscosity changes.



OVAL GEAR METER SR

- For oil
- Single or multi-channel models
- Max. 120 L/min
- Kytola coil or NAMUR sensors
- NPT or BSP connectors
- Flow adjustment valves
- ATEX version (II 2GD c TX) as option

ISO 9001:2008 ISO 14001:2004

FEATURES

Large viscosity range 30 – 1000 cSt

Independent of viscosity and temperature changes

Transparent cover provides highly visible oil flow indication

Pulse output

Sturdy construction

By-pass valves for service "on the run"

TYPICAL APPLICATIONS

Lubrication oil flow monitoring

Industrial flow monitoring

Process control

SR-x Single Channel

TECHNICAL DATA

Model	SR-1	SR-2.5	SR-6
Output pulses/liter	2100	1062	290
Connections BSP/NPT	1/2”	1/2”	1/2”
Weight	0.6 kg	0.6 kg	0.6 kg
Gears	Composite polymer		
Body	Aluminium		
Cover	Polyamide		
Valve	AISI 316		
Seals	Viton®		
Sensor	Kytola coil (compatible with Kytola measuring stations) or NAMUR; DIN 19234		
Max. pressure	10 bar (20 bar*)		
Max. temperature	+80°C		
Viscosity range	30 – 1000 cSt		
Accuracy	±5 % of reading		* Special construction on request

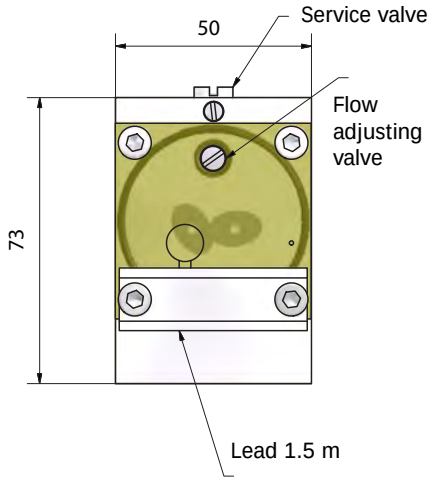

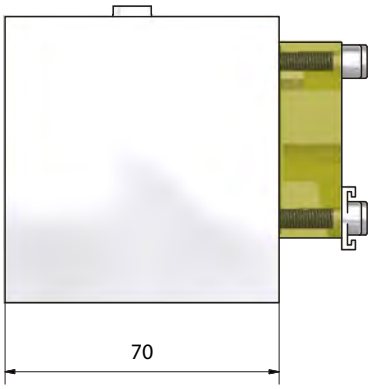

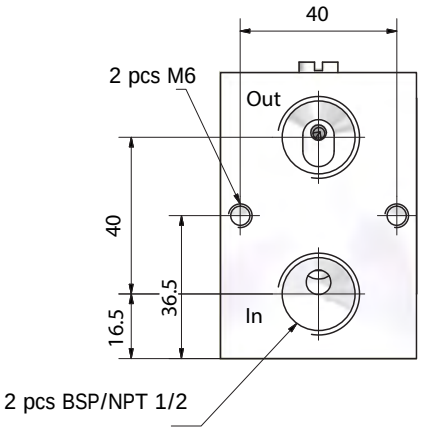

SR– ■ –8850– ■ ■ S ■

Flow Range		
0.1 – 1	L/min	**1**
0.2 – 2.5	L/min	**2.5**
0.6 – 6	L/min	**6**

Connections	
BSP threads	*blank*
NPT threads	**N**

Sensor	
Kytola coil (Compatible with Kytola measuring stations)	*blank*
NAMUR	**A**
Without sensor (M12 x 1 thread)	**D**

Service valve (standard)

Special Feature	
ATEX version – only with NAMUR sensor Please choose options A and Z	**Z**

Standard feature: leave *blank*
Special feature: choose **C**haracter

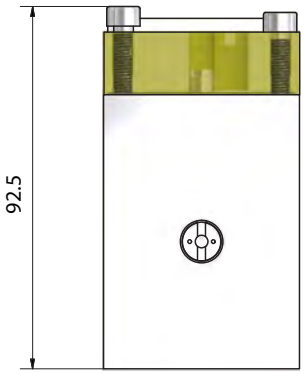

Kytola INSTRUMENTS
www.kytola.com

MANAGEMENT SYSTEM CERTIFICATION DNV·GL ISO 9001 = ISO 14001

Kytola Instruments Oy
Olli Kytölän tie 1
FI-40950 Muurame, Finland
Tel. +358 20 779 0690
Fax +358 14 631 419
E-mail info@kytola.com

SR Single Channel

TECHNICAL DATA

Model	SR-10	SR-20	SR-30	SR-60	SR-120
Output, pulses/liter	126.8	75.8	49.8	22.4	17.6
Connections NPT/BSP	1”	1”	1”	1½”	1½”
Weight	1.7 kg	1.9 kg	2.6 kg	5.0 kg	5.0 kg
Gears	Brass				
Body	Aluminium				
Cover	Polyamide				
Valve spindle	AISI 316				
Seals	Viton®				
Sensor	Kytola coil (compatible with Kytola measuring stations) or NAMUR; DIN 19234				
Max. pressure	10 bar (20 bar*)				
Max. temperature	+80°C				
Viscosity range	30 – 1000 cSt				
Accuracy	±5 % of reading				

* Special construction on request

SR– ■ – ■ – ■ ■ ■

Flow Range

1 – 10	L/min	**10**
2 – 20	L/min	**20**
3 – 30	L/min	**30**
6 – 60	L/min	**60**
10 – 120	L/min	**120**

Connection Type

End connections (10–60 L/min)	**7844**
Back connections (10–30 L/min)	**8850**
Back connections (60–120 L/min)	**BH51**

Connections

BSP threads	*blank*
NPT threads	**N**

Sensors

Kytola coil (Compatible with Kytola measuring stations)	*blank*
NAMUR	**A**
Without sensor (M12 x 1 thread)	**D**

Special Feature

ATEX version – only with NAMUR sensor Please choose options A and Z	**Z**

Standard feature: leave *blank*
Special feature: choose **C**haracter

SR-10...30

Model	A	B
SR-10	49	96
SR-20	49	96
SR-30	69	116

SR-10



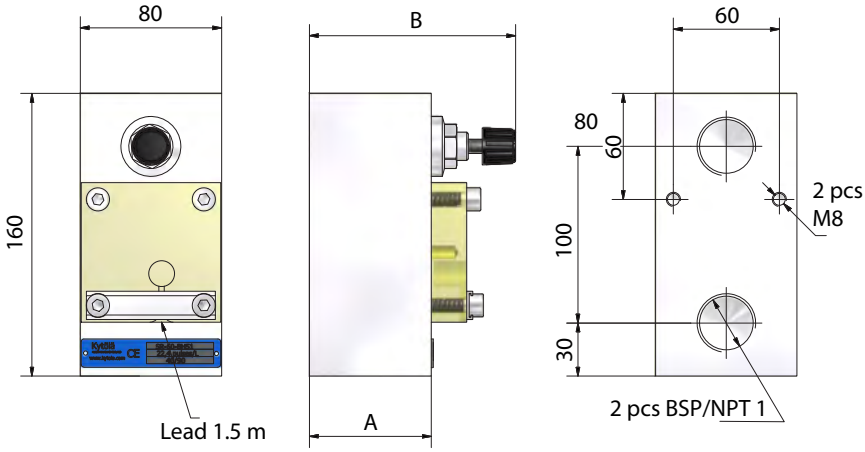

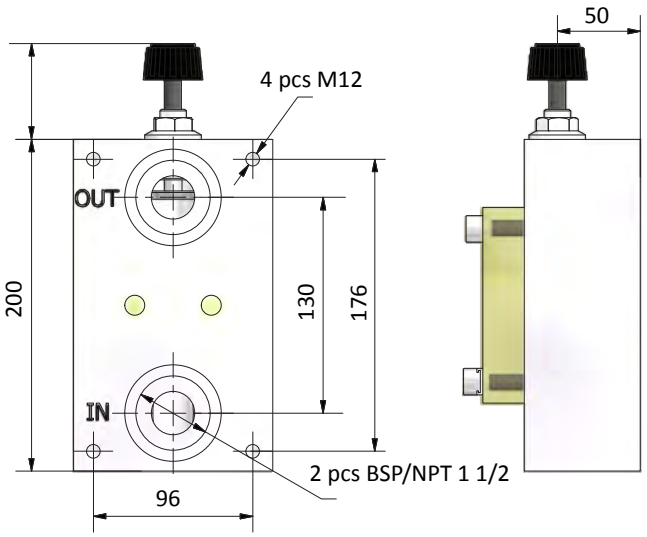

SR-60, SR-120

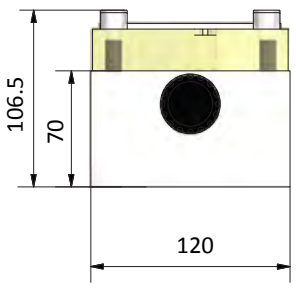

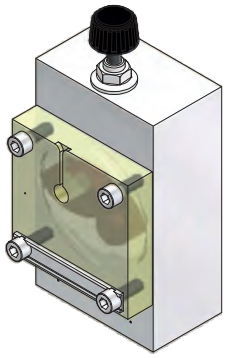

Kytola INSTRUMENTS

www.kytola.com

MANAGEMENT SYSTEM CERTIFICATION DNV·GL ISO 9001 = ISO 14001

Kytola Instruments Oy
Olli Kytölän tie 1
FI-40950 Muurame, Finland
Tel. +358 20 779 0690
Fax +358 14 631 419
E-mail info@kytola.com

SRx-x Multi-Channel TECHNICAL DATA

Model	SRx-1	SRx-2.5	SRx-6
Output pulses/liter	2100	1062	290
Connections BSP/NPT	1/2”	1/2”	1/2”
Weight	SR4: 2.5 kg SR6: 3.5 kg SR8: 4.5 kg		
Gears	Composite polymer		
Body	Aluminium		
Cover	Polyamide		
Valve	AISI 316		
Seals	Viton®		
Sensor	Kytola coil (compatible with Kytola measuring stations) or NAMUR; DIN 19234		
Max. pressure	10 bar (20 bar*)		
Max. temperature	+80°C		
Viscosity range	30 – 1000 cSt		
Accuracy	±5 % of reading		* Special construction on request

SR6-1

SR8-1



SR [ ] – [ ] – MD33 – [ ] [ ] S [ ]

Multi-channel Model

4 measuring points	4
6 measuring points	6
8 measuring points	8

Flow Range

0.1 – 1	L/min	1
0.2 – 2.5	L/min	2.5
0.6 – 6	L/min	6

Sensor

Kytola coil (Compatible with Kytola measuring stations)	*blank*
NAMUR	A
Without sensor (M12 x 1 thread)	D

Connections

BSP threads	*blank*
NPT threads	N

Service valve (standard)

Special Feature

ATEX version – only with NAMUR sensor Please choose options A and Z	Z

Standard feature: leave *blank*
Special feature: choose **C**haracter

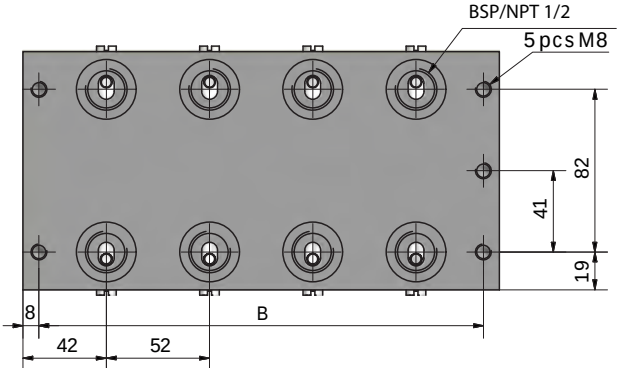

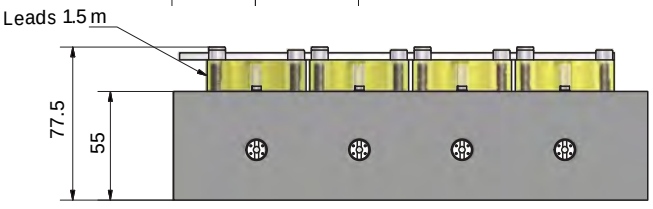

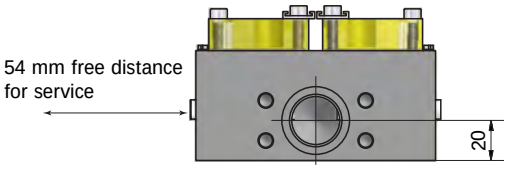

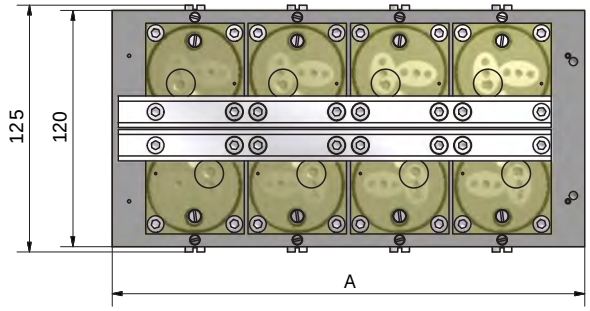

x	A	B
4	136	120
6	188	172
8	240	224

Copyright© Kytola Instruments Oy 2017. Dimensions and measurements are given within normal tolerances. Manufacturer reserves the right to changes without prior notification. File SR_es28_en Published 09/2017.

Kytola INSTRUMENTS
www.kytola.com

MANAGEMENT SYSTEM CERTIFICATION DNV·GL ISO 9001 = ISO 14001

Kytola Instruments Oy
Olli Kytölän tie 1
FI-40950 Muurame, Finland
Tel. +358 20 779 0690
Fax +358 14 631 419
E-mail info@kytola.com