MAL302 series

AIR UNIT (L.UNIT)

Technical data

User manual

Caution for safety
(Read before installing)





Option: **MLF300**

Symbol

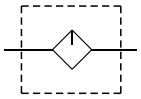

Specification

Model	MAL302		
Bore No.	8A	10A	15A
Port size	1/4	3/8	1/2
Medium	Air		
Max. operating pressure	1 MPa		
Proof pressure	1.5 MPa		
Ambient temperature	– 5~+60°C (No freezing)		
Lubricating oil capacity	65 cm^3		
Min. Flow for oil drip	50 ℓ/min	60 ℓ/min	
Recommended lubricating oil	Turbine oil ISO-VG32		
Optional attachment	C type bracket		
Weight	345 g		

Order example

MAL302 – 8A – □□□ – B – □

- MODEL
- PORT SIZE: **8A**: 1/4, **10A**: 3/8, **15A**: 1/2
- BOWL: Blank: PC bowl, **M**: Metal bowl, **N**: Nylon bowl
- FLOAT SWITCH: Blank: without, **F**: with (MLF300)
- FLOW DIRECTION: Blank: Left to right, **R**: Right to left
- BRACKET: Blank: without, **B**: C type bracket
- PORT THREAD: Blank: Rc thread, **G**: G thread, **NPT**: NPT thread

Caution

Metal bowl

Before assembling or disassembling, push the lock plate down to the end, and confirm that is detached from the body then rotate the bowl, otherwise the lock plate will be deformed or the body will be scratched.

1.Sliding plate down

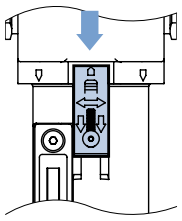

2. Rotating the bowl

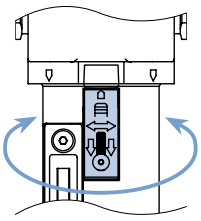

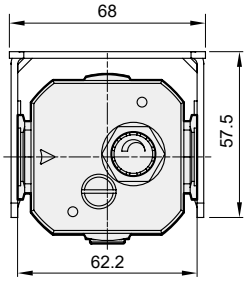

Option accessories

C type bracket

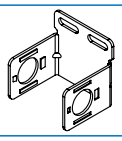

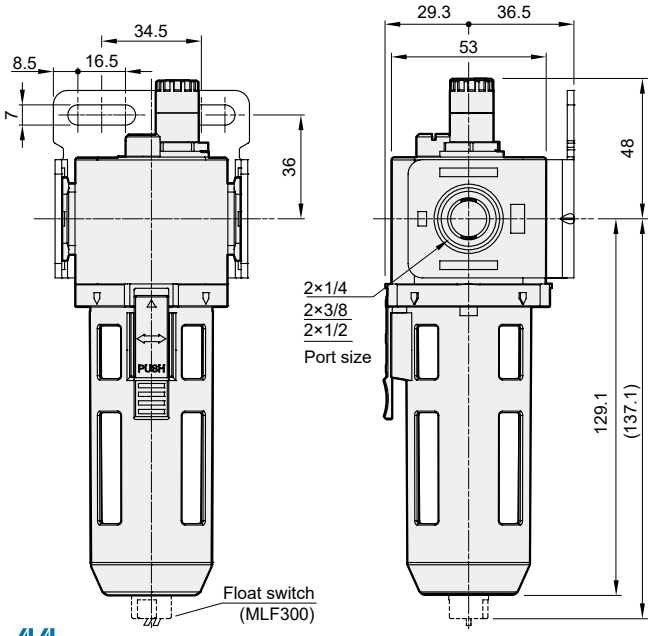

MAL302-M

Metal bowl

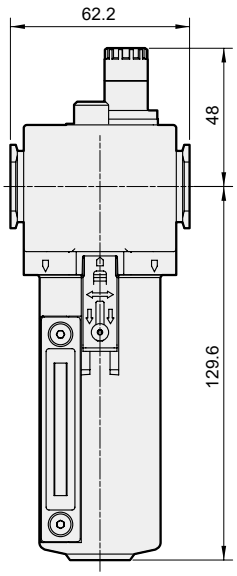

MAL302-MF

Metal bowl + Float switch

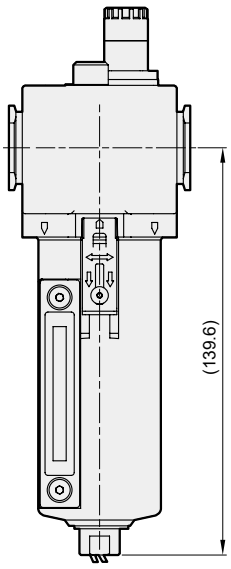

mindman