Küenle
ANTRIEBSSYSTEME

KFU-*tronic*®

Variable Energy Efficiency
in a compact style!



- flexible installation acc. to your application
- as a complete drive unit
- subsequent installation possible on your Küenle-motor
- central operation on your motor or peripheral with fitting on the wall or casing

- power diversity in only four design sizes
- power
  0,55 up to 22 kW in 3-phase drives, and
  0,37 up to 1,1 kW in single-phase drives
- compatible to all Küenle-motors
- already in standard version comfortably equipped

- high-grade die-cast metal housing
- high thermal and vibration stability
- general protection degree IP 55
- for indoor and outdoor use

Perfectly combinable with
Küenle IE2-, IE3- or synchronous motors

Küenle Antriebssysteme GmbH & Co. KG
Saarstraße 41-43 - 71282 Hemmingen - Telefon +49 07150 942-0
Fax +49 7150 942-270 - www.kueenle.de - info@kueenle.de

KFU-*tronic*®



Features

- PID-control integrated, freely configurable for pressure, flow rate or temperature control
- 1 potentiometer
- 2 analog inputs, 0 … 10V, 4 … 20 mA
- 1 analog output, 0 … 10V, 4 … 20 mA
- 4 digital inputs, freely programmable
- 2 digital outputs, freely programmable
- 2 potential-free relay outputs, freely programmable
- interface RS485/RS232, for diagnostics and parametrization, winding M12
- 2 LED for status indication
- many protection functions:
  under- /overvoltage, I^2t-limit, short circuit, temperature of motor and inverter, tilt protection, etc.

Feature Selection

		size design A			
Type	KFU-*tronic*®	-0,37	-0,55	-0,75	-1,1
recommended power / 4-pole motor	kW	0,37	0,55	0,75	1,1
rated voltage and frequency		1~ 200 V (-10%) … 230 V (+15%)			
rated current	A	4,5	5,6	6,9	9,2
effective rated current (I_N at 8 kHz/230 V)	A	**2,3**	**3,2**	**3,9**	**5,2**
effective maximum current		150% for 60 seconds			
switching frequency		4, 8, 16 kHz (factory setting 8 kHz)			
phase frequency		0 … 400 Hz			
dimensions		233 x 153 x 120 mm			
weight (without motor, but incl. adapter plate)		3,9 kg			

KFU-*tronic*®

Facts

- intuitive commissioning by hand-held manual (MMI) or PC,
  including application software
- high starting torque due to vectorial current control
- line preserving behavior, so less losses through EMC-filter and rectifier
- DC circuit without electrolytic capacitor, so free of wear
- small construction volume and reduced weight
- long-life concept
- EMV-approved acc. to DIN EN 61800-3; VDE 160-103:2005-07
  3-phased with integrated line filter class C2
  1-phased with integrated line filter class C1
- CE-licensed , UL optional



design size A				design size B			design size C		design size D			
-0,55	**-0,75**	**-1,1**	**-1,5**	**-2,2**	**-3,0**	**-4,0**	**-5,5**	**-7,5**	**-11**	**-15**	**-18,5**	**-22**
0,55	0,75	1,1	1,5	2,2	3,0	4,0	5,5	7,5	11	15	18,5	22
3~ 200 V (-10%)... 480 V (+10%), 50/60 Hz (+/- 6%)												
1,4	1,9	2,6	3,3	4,6	6,2	7,9	10,8	14,8	23,3	28,3	33,3	39,9
1,7	**2,3**	**3,1**	**4,0**	**5,6**	**7,5**	**9,5**	**13,0**	**17,8**	**28**	**34 A**	**40 A**	**48 A**
150% for 60 seconds												
4, 8, 16 kHz (factory setting 8 kHz)												
0 … 400 Hz												
233 x 153 x 120 mm				270 x 189 x 140 mm			307x223x181 mm		414 x 294 x 232 mm			
3,9 kg				5 kg			8,7 kg		21,0 kg			

KFU-*tronic*®



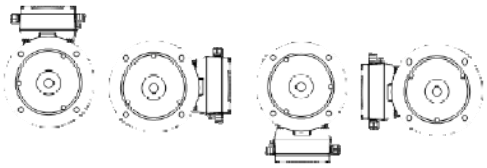



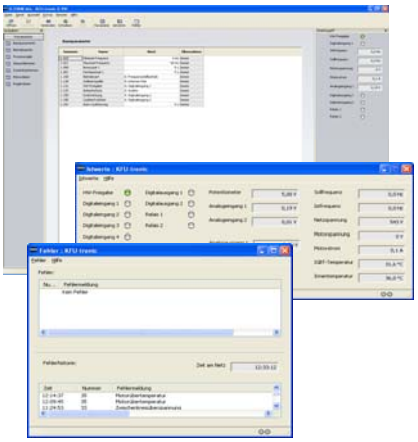

versatile in application

- as a substitute to conventional cabinet plants
- everywhere a stand-alone control is needed in limited room, f. e. pumps
- also in rough applications
- with a Küenle-energy saving motor in classes IE2 or IE3 a sure availability over the year 2017 already today
- modern communication possible through Profibus, CANopen or EtherCAT

Individual customisation on request - please contact us!

KN 850.1209 E

Subjects to change!

Küenle Antriebssysteme GmbH & Co. KG
Saarstraße 41-43 - 71282 Hemmingen - Telefon +49 7150 942-0
Fax +49 7150 942-270 - www.kueenle.de - info@kueenle.de