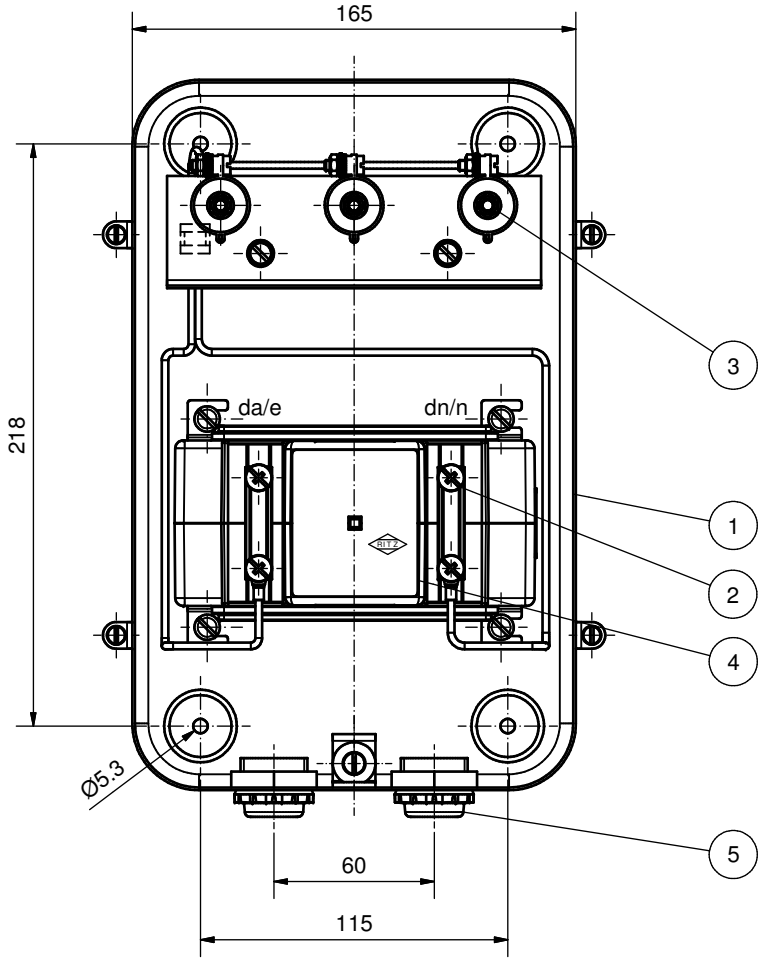

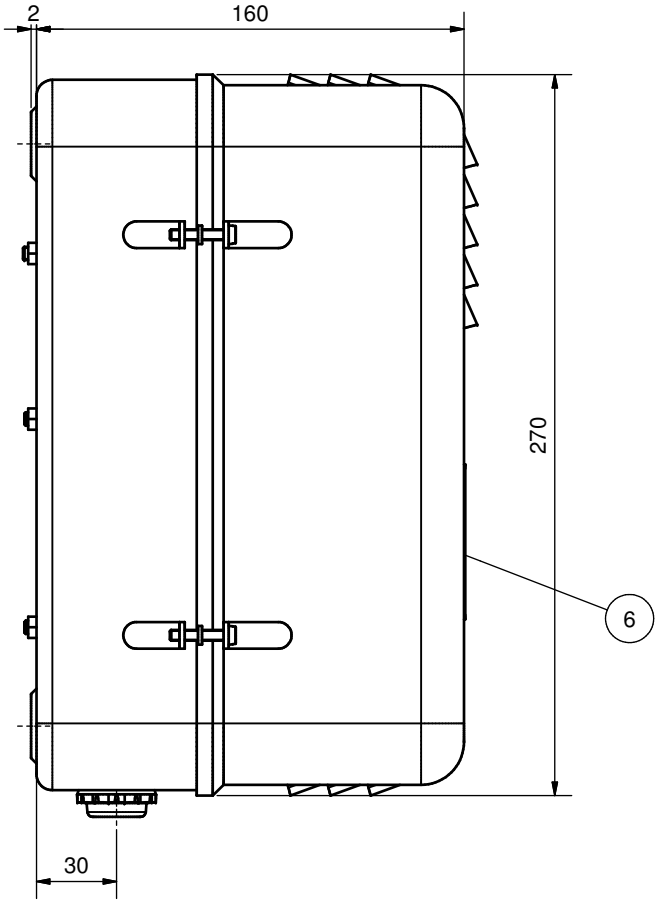

(1 : 5)

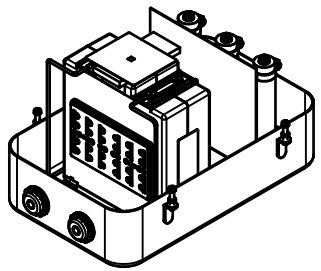

(1 : 5)

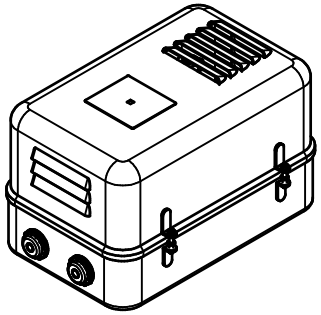

Schaltbild
e-n Wicklung von 3 einpolig isoliert Spannungswandlern
connection diagramm
earth fault detection windings (resdual voltage windings) of 3 single-pole insulated voltage transformers

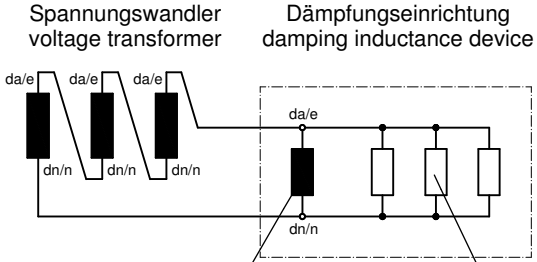

Wirkleistungsdrossel ZKSWD 300
damping inductance coil ZKSWD 300

Widerstandsgruppe 135 W
group of resistors 135 W

1. Gehäuse
2. Sekundäranschluß M5,
   Schraube Plus-Minus Schlitz,
   max. 4 mm² (flexibel) / 6mm ² (massiv)
   Anziehdrehmoment max. 3.5 Nm
3. Widerstand
4. Wirkleistungsdrossel
5. Würgenippel M25x1,5
   für Kabel-Ø8,5...13
6. Leistungsschild

1. case
2. Secondary terminals M5,
   Phillips recessed head screw,
   max. 4 mm² (flexible) / 6 mm² (solid)
   tightening torque max. 0.5 Nm
3. resistor
4. damping inductance coil
5. twisting sleeve M25x1,5
   for cables of Ø8,5...13
6. rating plate

EKN	VNT	VNO	RAN										
4	100045	11.02.11	Hu		Datum/date	Name/name	Benennung/designation						
3	100037	30.03.10	EL	Bear. drawn	16.04.2010	Hu	DE 6						
2	090146	23.07.09	EL	Gepr. checked			Dämpfungseinrichtung Damping Inductance device Maßbild / Outline Drawing						
1	6895	21.12.93	IE	Maße in mm / All dimensions in mm Geringe Maß- und Gewichtsabweichungen vorbehalten Small deviations in dimensions and weight are possible									
Index	Änderung revision	Datum date	Name name										
Urheberschutz nach copyright acc. to DIN ISO 16016				RITZ Instrument Transformers			Zeichnungsnummer/drawing number						Index
Gewicht ca. weight approx.							MB3.3806						4
Maßstab/scale bei / ref. to DIN A3	1:2			Dateiname data file name	M003806l4.idw		(Ers.f.)/(sub.for)			Blatt / page		von / of	