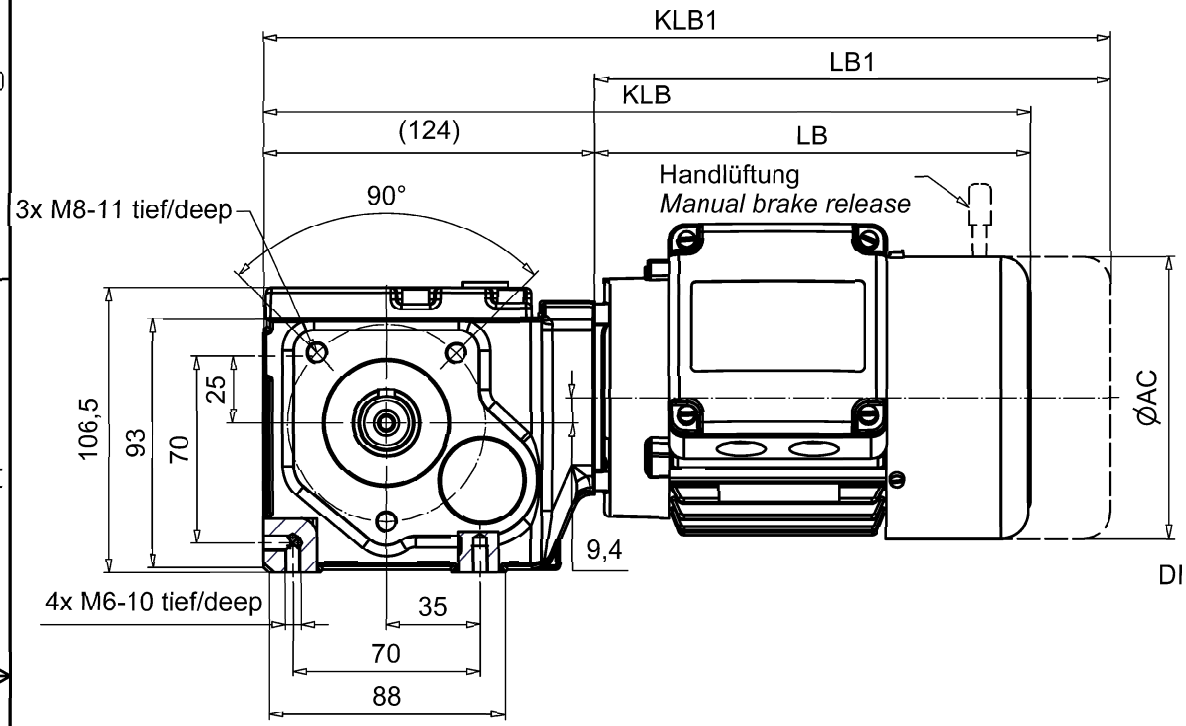


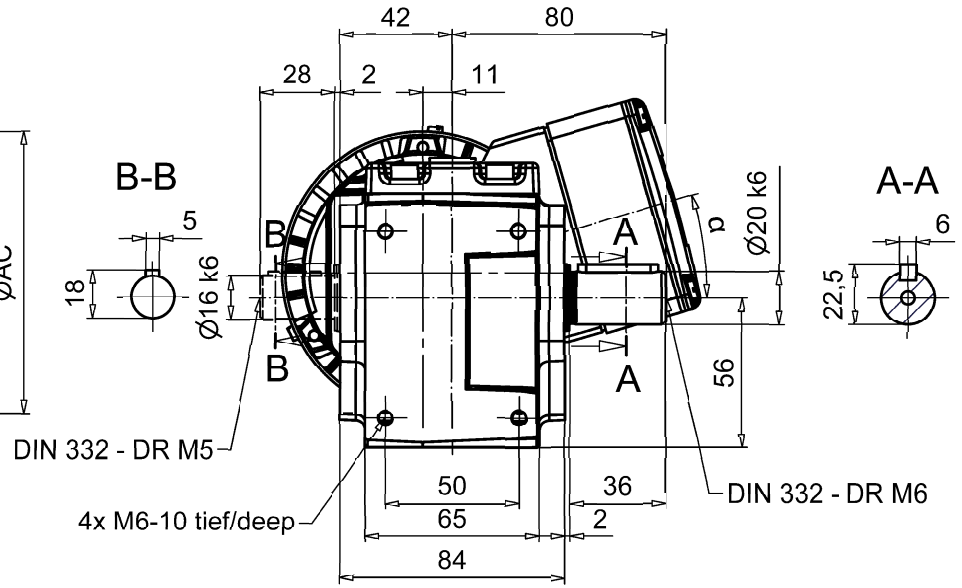


* Maße LB1 sowie KLB1 verkürzen sich bei Motor M1/H71 mit Bremse B4 oder A7,5 um 28 mm /
** Dimensions LB1 and KLB1 are shortened by 28 mm in case for motor M1/H71 with brake B4 or A7,5*

Klemmenkastenlage bei Motor:
*terminal box position with Motor:*

M1 B/C / H71_M (H) G56S/M

M1P / H71_L

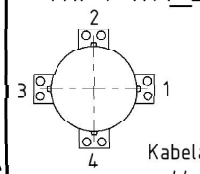


Kabelausgang
*cable outlet*

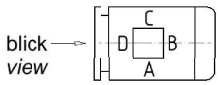


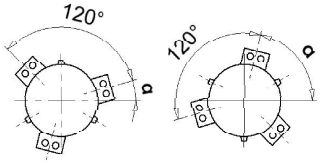


| KK-Lage | Winkel α | Ständer gedreht KK-Lage | Ständer gedreht Winkel α | Lagerschild Stellung |
|---|---|---|---|---|
| 1 | 16° | 8.K | 44° | |
| 3 ; 5 | 160° ; 136° | 3.K | 164° | |
| 4 | 256° | 9.K | 284° | |
| 2 | 76° | 10.K | 104° | |
| 6 | 196° | 11.K | 224° | |
| 7 | 316° | 12.K | 344° | |

Motorabmessungen und weitere Versionen siehe Maßblatt Motor
*Motor dimensions and other versions see drawing Motor*

Maße LB1 und KLB1 bei Bremsmotoren
*Dimensions LB1 and KLB1 for Brake-motors*

| C10 | G56 S/M | M1B/C | H71_M | M1P | H71_L |
|---|---|---|---|---|---|
| KLB | 288 | 317 | | 335 | |
| LB | 164 | 193 | | 211 | |
| KLB1 | 325 | *382 | | *400 | |
| LB1 | 201 | *258 | | *276 | |
| AC | 108 | 138 | | 138 | |
| α | 16° (3x120°) | 0° (4x90°) | | 0° (4x90°) | |
| Maßblatt Motor Drawing motor | H56-xx | H71-xx | | H71-xx | |

HIMMEL® technologies HIMMEL Antriebstechnik by Neudecker & Jöllitz YOUR DRIVE FOR SUCCESS

Bildliche Darstellung unverbindlich. Maße in mm [inches]. Schutzvermerk nach DIN 34 beachten
Illustrations are not binding. Dimensions are in mm [inches]. Proprietary notice pursuant to DIN 34 to be observed

| | | | | |
|---|---|---|---|---|
| Maßblatt Dimension Sheet | C10 | Rev. | Sach-Nr./identity number: - | Projekt/project: |
| | | | Datum/date | Name/name |
| Benennung/description | Schneckenstirnradgetriebemotor C10 | | Gez./drawn 31.08.2021 | Hanowski |
| | | | Gepr./checked 31.08.2021 | Schlattmann |
| | | | Blatt/sheet: 1 von/of 1 | Format/format A3 |

Y:\NJ\HIMMEL\Getriebemotoren\Schneckengetriebe\HIMMEL\C10\Maßblatt Standard\C (P)\C10 Schneckenstirnradgetriebemotor.idw