HKH SERIES

ACTUATOR ASSEMBLIES FOR PANEL MOUNT APPLICATIONS

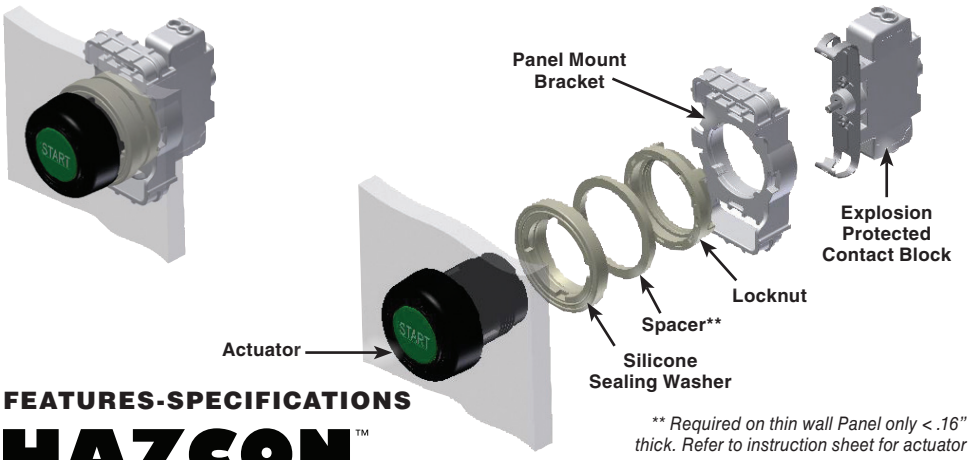

*** Required on thin wall Panel only < .16" thick. Refer to instruction sheet for actuator*

ATEX/IECEx Certified

0518 Ex II 2 G Ex e IIC Gb
0518 Ex II 2 D Ex tb IIIC Db
IP66
-50°C ≤ Ta ≤ 60°C
DEMKO 14 ATEX 1400U
Ex e IIC Gb
Ex tb IIIC Db
-50°C ≤ Ta ≤ +60°C
IECEx UL 14.0104U

cULus Certified

Class I, Zone 1, AEx e IIC Gb / Ex e IIC Gb U
Zone 21, AEx tb IIIC Db / Ex tb IIIC Db U
Class I, Division 2, Groups A, B, C, D
Class II, Div. 1, Groups E, F, G (Canada)
Class II, Division 2, Groups E, F, G
Class III
-50°C ≤ Ta ≤ +60°C
Type 3/4/4X/12/13 IP66

c UL US LISTED
E12379

FEATURES-SPECIFICATIONS

HAZCON™

Complete actuator catalog numbers with contacts for mounting to your panel with cover thickness from 0.04" to 0.25".

BASIC CATALOG NUMBERS	DESCRIPTION
MOMENTARY START/STOP PUSH BUTTONS	
HKHPBMMSS1	MOMENTARY PUSH BUTTON WITH 1 N.O. & 1 N.C. CONTACT – INCLUDES GRN START, GRN (I), RED STOP & RED O, GREEN, RED & BLACK BLANK DISC 7 HKHPMBRKT
HKHPBMMTC1	MOMENTARY PUSH BUTTON, 3 CONTACTS
HKHPBILLMM1	MOMENTARY ILLUMINATED PUSH BUTTON
MOMENTARY MUSHROOM HEAD PUSH BUTTONS	
HKHPBMMMR1	MOMENTARY MUSHROOM PB, RED WITH 1 N.O. & 1 N.C. CONTACT & HKHPMBRKT
HKHPBMMMB1	MOMENTARY MUSHROOM PB, BLACK WITH 1 N.O. & 1 N.C. CONTACT & HKHPMBRKT
HKHPBMMMG1	MOMENTARY MUSHROOM PB, GREEN WITH 1 N.O. & 1 N.C. CONTACT & HKHPMBRKT
DOUBLE MOMENTARY PUSH BUTTON	
HKHDBLPBMMGR1	DOUBLE MOMENTARY PUSH BUTTON, RED & GREEN BUTTONS WITH 1 N.O. & 1 N.C. & HKHPMBRKT
MAINTAINED MUSHROOM HEAD PUSH BUTTONS	
HKHPBPMTMR1	MAINTAINED MUSHROOM PUSH/PULL PB, RED WITH 1 N.O. & 1 N.C. CONTACT & HKHPMBRKT
HKHPBPMTMB1	MAINTAINED MUSHROOM PUSH/PULL PB, BLACK WITH 1 N.O. & 1 N.C. CONTACT & HKHPMBRKT
HKHPBPMTMG1	MAINTAINED MUSHROOM PUSH/PULL PB, GREEN WITH 1 N.O. & 1 N.C. CONTACT & HKHPMBRKT
HKHPBTMTMR1	MAINTAINED MUSHROOM PB TWIST RELEASE, RED WITH 1 N.O. & 1 N.C. CONTACT & HKHPMBRKT
HKHPBKMTMRH1	MAINTAINED PUSH BUTTON KEY RELEASE, MUSHROOM RED HD, HORIZONTAL WITH 1 N.O. & 1 N.C. CONTACT & HKHPMBRKT
HKHPBKMTMRV1	MAINTAINED PUSH BUTTON KEY RELEASE, MUSHROOM RED HD, VERTICAL WITH 1 N.O. & 1 N.C. CONTACT & HKHPMBRKT
PILOT LIGHT LENS ASSEMBLY	
HKHPLRL	PILOT LIGHT RED LENS ASSEMBLY WITH 12-254V AC/DC LAMP MODULE
HKHPLGL	PILOT LIGHT GREEN LENS ASSEMBLY WITH 12-254V AC/DC LAMP MODULE
HKHPLAL	PILOT LIGHT AMBER LENS ASSEMBLY WITH 12-254V AC/DC LAMP MODULE
HKHPLCL	PILOT LIGHT CLEAR LENS ASSEMBLY WITH 12-254V AC/DC LAMP MODULE
HKHPLBL	PILOT LIGHT BLUE LENS ASSEMBLY WITH 12-254V AC/DC LAMP MODULE
2 POSITION SELECTOR SWITCHES	
HKH2PSMTH1	2 POSITION MAINTAINED CONTACT, HORIZONTAL WITH 1 N.O. & 1 N.C. CONTACT & HKHPMBRKT
HKH2PSMTV1	2 POSITION MAINTAINED CONTACT, VERTICAL WITH 1 N.O. & 1 N.C. CONTACT & HKHPMBRKT
HKH2PSMMRH1	2 POSITION MOMENTARY RIGHT CONTACT, HORIZONTAL WITH 1 N.O. & 1 N.C. CONTACT & HKHPMBRKT
HKH2PSMMRV1	2 POSITION MOMENTARY RIGHT CONTACT, VERTICAL WITH 1 N.O. & 1 N.C. CONTACT & HKHPMBRKT
HKH2PSKH1①	2 POSITION KEYED, MAINT./MOM. RIGHT, HORIZONTAL WITH 1 N.O. & 1 N.C. CONTACT & HKHPMBRKT
HKH2PSKV1①	2 POSITION KEYED MAINT./MOM. RIGHT, VERTICAL WITH 1 N.O. & 1 N.C. CONTACT & HKHPMBRKT
3 POSITION SELECTOR SWITCHES	
HKH3PSMTIH4	3 POS. MAINTAINED CONTACT INDEPENDENT CAM, HORIZONTAL WITH 2 N.O. CONTACTS & HKHPMBRKT
HKH3PSMTIV4	3 POS, MAINTAINED CONTACT INDEPENDENT CAM, VERTICAL WITH 2 N.O. CONTACTS & HKHPMBRKT
HKH3PSMMRH4	3 POS. MOM. RIGHT MAINT. LEFT/CNTR INDEPENDENT CAM, HORIZONTAL WITH 2 N.O. CONTACTS & HKHPMBRKT
HKH3PSMMRV4	3 POS. MOM. RIGHT MAINT. LEFT/CNTR INDEPENDENT CAM, VERTICAL WITH 2 N.O. CONTACTS & HKHPMBRKT
HKH3PSMMLH4	3 POS. MOM. LEFT, MAINT. RIGHT/CNTR INDEPENDENT CAM, HORIZONTAL WITH 2 N.O. CONTACTS & HKHPMBRKT
HKH3PSMMLV4	3 POS. MOM. LEFT, MAINT. CNTR/RIGHT INDEPENDENT CAM, VERTICAL WITH 2 N.O. CONTACTS & HKHPMBRKT
HKH3PSMMLRH4	3 POS. MOM. LEFT/RIGHT, MAINT. CNTR INDEPENDENT CAM, HORIZONTAL WITH 2 N.O. CONTACTS & HKHPMBRKT
HKH3PSMMLRV4	3 POS. MOM. LEFT/RIGHT, MAINT. CNTR INDEPENDENT CAM, VERTICAL WITH 2 N.O. CONTACTS & HKHPMBRKT
HKH3PSKIH4①	3 POSITION KEYED MAINT./MOM. INDEPENDENT CAM, HORIZONTAL WITH 2 N.O. CONTACTS & HKHPMBRKT
HKH3PSKIV4①	3 POSITION KEYED MAINT./MOM. INDEPENDENT CAM, VERTICAL WITH 2 N.O. CONTACTS & HKHPMBRKT

① *Key Rotary Selectors are not Type 13.*

CONTROLS

HKH SERIES

ACTUATOR ASSEMBLIES FOR PANEL MOUNT APPLICATIONS MADE TO YOUR SPECIFICATIONS

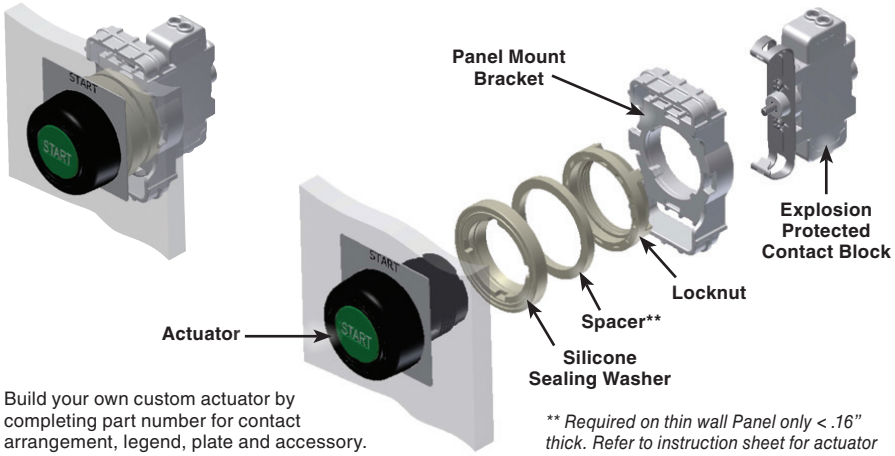

*** Required on thin wall Panel only < .16" thick. Refer to instruction sheet for actuator*

Build your own custom actuator by completing part number for contact arrangement, legend, plate and accessory.

ATEX/IECEx Certified

0518 Ex II 2 G Ex e IIC Gb
0518 Ex II 2 D Ex tb IIIC Db
IP66
-50°C ≤ Ta ≤ 60°C
DEMKO 14 ATEX 1400U
Ex e IIC Gb
Ex tb IIIC Db
-50°C ≤ Ta ≤ +60°C
IECEx UL 14.0104U

cULus Certified

Class I, Zone 1, AEx e IIC Gb / Ex e IIC Gb U
Zone 21, AEx tb IIIC Db / Ex tb IIIC Db U
Class I, Division 2, Groups A, B, C, D
Class II, Div. 1, Groups E, F, G (Canada)
Class II, Division 2, Groups E, F, G
Class III
-50°C ≤ Ta ≤ +60°C
Type 3/4/4X/12/13 IP66

c UL us LISTED
E12379

FEATURES-SPECIFICATIONS

HAZCON™

To order complete with mounting bracket, contacts or pilot light module add suffix to end of catalog number for each;

CONTROL MODULE

L – LED LAMP
1 – 1NO/1NC
2 – 1NO
3 – 1NC
4 – 2NO
5 – 2NC
***6** – 2NO/1NC
***7** – 1NO/2NC
***8** – 3NO
***9** – 3NC
‡**10** – 1NO/1NC/LED
‡**11** – 2NO/LED
‡**12** – 2NC/LED

** Available only with operator HKHPBMMTC*
‡ Available only with operator HKHPBILLMM

LEGEND PLATE

A – START
B – STOP
C – ON
D – OFF
E – EMERGENCY STOP
F – PUSH TO TEST
G – RAISE
H – LOWER
J – OPEN
K – CLOSE
L – FORWARD
M – REVERSE
N – RESET
P – UP
Q – DOWN
R – ON-OFF
S – OFF-ON
T – UP-DOWN
X – HAND-AUTO
Y – OPEN-CLOSE
Z – OFF-REMOTE
0 – BLANK
1 – SPECIFY CUSTOM MARKING
4 – RUN-OFF-JOG
5 – REV-OFF-FWD
7 – HAND-OFF-REM
9 – HAND-OFF-AUTO

ACCESSORY

L1– Lockout SST Depressed Lockout, Push Button, Momentary
L2– Lockout, Plastic Cover, Push Button, Mushroom, Selector
L3– Lockout, SST Bar Lockout, Push Button, Depressed Mushroom
L4– Lockout, SST Hinged, Push Button, Depressed Mushroom
L6 – Hinged Stainless Steel Lockout for double momentary push button in depressed position
L7 – Hinged Stainless Steel Lockout for 2 position rotary selector switch in left or right position
L8 – Hinged Stainless Steel Lockout for 3 position rotary selector switch in left, center or right position

i.e. Momentary Push Button complete with Panel Mounting Bracket, control module for 1NO/1NC contact, "START" Legend Plate, and plastic Flip Cover Lockout: HKHPBMMSS1AL2

For red Pilot Light complete with Panel Mounting Bracket, LED Module, and "OFF" Legend Plate: HKHPLRLD

BASIC CATALOG NUMBERS	DESCRIPTION
MOMENTARY START/STOP PUSH BUTTONS	
HKHPBMMSS( )	MOMENTARY PB, W/ GREEN START, GREEN (I), RED STOP & RED (O), GREEN, RED & BLACK BLANK DISCS
HKHPBMMTC( )	MOMENTARY PUSH BUTTON, 3 CONTACTS
HKHPBILLMM( )	MOMENTARY ILLUMINATED PUSH BUTTON
MOMENTARY MUSHROOM HEAD PUSH BUTTONS	
HKHPBMMMR( )	MOMENTARY MUSHROOM PB, RED
HKHPBMMMB( )	MOMENTARY MUSHROOM PB, BLACK
HKHPBMMMG( )	MOMENTARY MUSHROOM PB, GREEN
DOUBLE MOMENTARY PUSH BUTTON	
HKHDBLPBMMGR( )	DOUBLE MOMENTARY PB, GREEN & RED BUTTONS
MAINTAINED MUSHROOM HEAD PUSH BUTTONS	
HKHPBPMTMR( )	MAINTAINED MUSHROOM PUSH/PULL PB, RED
HKHPBPMTMB( )	MAINTAINED MUSHROOM PUSH/PULL PB, BLACK
HKHPBPMTMG( )	MAINTAINED MUSHROOM PUSH/PULL PB, GREEN
HKHPBTMTMR( )	MAINTAINED MUSHROOM PB TWIST RELEASE, RED
HKHPBKMTMRH( )②	MAINTAINED PUSH BUTTON KEY RELEASE, MUSHROOM RED HD, HORIZONTAL
HKHPBKMTMRV( )②	MAINTAINED PUSH BUTTON KEY RELEASE, MUSHROOM RED HD, VERTICAL
PILOT LIGHT LENS ASSEMBLY	
HKHPLR( )	PILOT LIGHT RED LENS ASSEMBLY
HKHPLG( )	PILOT LIGHT GREEN LENS ASSEMBLY
HKHPLA( )	PILOT LIGHT AMBER LENS ASSEMBLY
HKHPLC( )	PILOT LIGHT CLEAR LENS ASSEMBLY
HKHPLB( )	PILOT LIGHT BLUE LENS ASSEMBLY
2 POSITION SELECTOR SWITCHES	
HKH2PSMTH( )	2 POSITION MAINTAINED CONTACT, HORIZONTAL
HKH2PSMTV( )	2 POSITION MAINTAINED CONTACT, VERTICAL
HKH2PSMMRH( )	2 POSITION MOMENTARY RIGHT CONTACT, HORIZONTAL
HKH2PSMMRV( )	2 POSITION MOMENTARY RIGHT CONTACT, VERTICAL
HKH2PSKH( )①②	2 POSITION KEYED, MAINT./MOM. RIGHT, HORIZONTAL
HKH2PSKV( )①②	2 POSITION KEYED MAINT./MOM. RIGHT, VERTICAL
3 POSITION SELECTOR SWITCHES	
HKH3PSMTIH( )	3 POS. MAINTAINED CONTACT INDEPENDENT CAM, HORIZONTAL
HKH3PSMTIV( )	3 POS, MAINTAINED CONTACT INDEPENDENT CAM, VERTICAL
HKH3PSMMRH( )	3 POS. MOM. RIGHT MAINT. LEFT/CNTR INDEPENDENT CAM, HORIZONTAL
HKH3PSMMRV( )	3 POS. MOM. RIGHT MAINT. LEFT/CNTR INDEPENDENT CAM, VERTICAL
HKH3PSMMLH( )	3 POS. MOM. LEFT, MAINT. RIGHT/CNTR INDEPENDENT CAM, HORIZONTAL
HKH3PSMMLV( )	3 POS. MOM. LEFT, MAINT. CNTR/RIGHT INDEPENDENT CAM, VERTICAL
HKH3PSMMLRH( )	3 POS. MOM. LEFT/RIGHT, MAINT. CNTR INDEPENDENT CAM, HORIZONTAL
HKH3PSMMLRV( )	3 POS. MOM. LEFT/RIGHT, MAINT. CNTR INDEPENDENT CAM, VERTICAL
HKH3PSKIH( )①②	3 POSITION KEYED MAINT./MOM. INDEPENDENT CAM, HORIZONTAL
HKH3PSKIV( )①②	3 POSITION KEYED MAINT./MOM. INDEPENDENT CAM, VERTICAL

① *Key Rotary Selectors are not Type 13.*

② *All Keyed Actuators supplied with MS-1 key as standard. For different key add digit; 2, 3, 4, 5, or 6 after "H" or "V" in catalog number.*

HKH SERIES

ACTUATOR PROPERTIES AND PANEL MOUNT INSTALLATION

ATEX/IECEx Certified

0518 Ex II 2 G Ex e IIC Gb
0518 Ex II 2 D Ex tb IIIC Db
IP66
-50°C ≤ Ta ≤ 60°C
DEMKO 14 ATEX 1400U
Ex e IIC Gb
Ex tb IIIC Db
-50°C ≤ Ta ≤ +60°C
IECEx UL 14.0104U

cULus Certified

Class I, Zone 1, AEx e IIC Gb / Ex e IIC Gb U
Zone 21, AEx tb IIIC Db / Ex tb IIIC Db U
Class I, Division 2, Groups A, B, C, D
Class II, Div. 1, Groups E, F, G (Canada)
Class II, Division 2, Groups E, F, G
Class III, Division 1 (Canada)
Class III
-50°C ≤ Ta ≤ +60°C
Type 3/4/4X/12/13 IP66

c UL us LISTED
E12379

HKHPBMMSS
Momentary Push Button will depress two Contact Blocks. Supplied with 7 colored inserts shown.

HKHPBMMTC
Momentary Push Button will depress three Contact Blocks. Supplied with 7 colored inserts.

HKHPBMMMR, HKHPBMMMG, HKHPBMMMB
Momentary Mushroom Push Button will depress two Contact Blocks. Available in Red, Green and Black

HKHPBPMTMR, HKHPBPMTMG, HKHPBPMTMB
Maintained Mushroom Push Button with Pull Release will depress two Contact Blocks. Available in Red, Green and Black.

HKH2PSMTH, HKH2PSMTV, HKH2PSMMRH, HKH2PSMMRV
2 Position Rotary Selector Switches for Maintained & Momentary action will depress two Contact Blocks.

HKH3PSMTIH, HKH3PSMTIV, HKH3PSMMRH, HKH3PSMMRV, HKH3PSMMLH, HKH3PSMMLV, HKH3PSMMLRH, HKH3PSMMLRV
3 Position Rotary Selector Switches for Maintained & Momentary action with Independent Cams that will depress one Contact Block in each Left & Right Positions.

HKHPBILLMM
Momentary Illuminated Push Button with LED Lamp that will depress two Contact Blocks. Available with Red, Green, Amber, Clear and Blue transparent inserts.



HKHPBKMTMRH*, HKHPBKMTMRV*
Maintained Mushroom Push Button with Key Release will depress two Contact Blocks. Available in Red only.

** MS-1 key supplied as standard. Additional key numbers available by adding digit at end of catalog numbers. Key numbers available 2, 3, 4, 5, 6 (HKHPBKMTMRV4)*

HKH2PSKH*, HKH2PSKV*
2 Position Key Rotary Selector Switches for Maintained & Momentary action will depress two Contact Blocks.

HKH3PSKIH*, HKH3PSKIV*
3 Position Key Rotary Selector Switches for Maintained & Momentary action with Independent Cams that will depress one Contact Block in each Left & Right Positions.

NOTE: Not rated Type 13

HKHPLR, HKHPLG, HKHPLA, HKHPLC, HKHPLB
Pilot Light Lens Assembly. Available in Red, Green, Amber, Clear and Blue

HKHPBTMTMR
Maintained Mushroom Push Button with Twist Release will depress two Contact Blocks. Available in Red only

HKHDBLPBMMGR
Double Momentary Push Button will depress one Contact Block on each button. Supplied with 7 colored inserts shown by HKHPBMMSS.

CONTROLS

HKH SERIES

DIMENSIONAL DATA FOR INSTALLATION OF HKH PANEL MOUNTED ACTUATORS

FEATURES-SPECIFICATIONS

HAZCON™

For installation on Type 1, 3, 3R, 4/4X, 12 & 13 and IP66 Enclosures

Figure 1

Orientation of rotary actuator part numbers ending in "V"

Keyway positioned at 12 o'clock

Figure 2

Orientation of rotary actuator part numbers ending in "H"

Keyway positioned at 3 o'clock

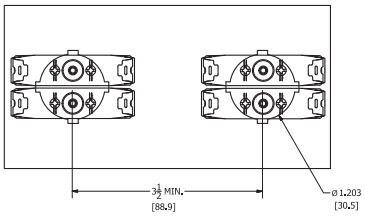

Minimum spacing for rotary actuator part numbers ending in "V"

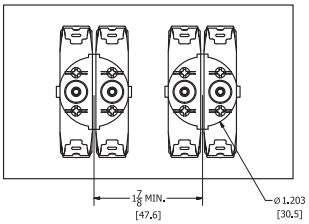

Minimum spacing for rotary actuator part numbers ending in "H"

Note: *Some Actuators are supplied with an "H" or a "V" at the end of the catalog number. These letters apply to the orientation of the din rail when used in applications with din rails. This feature allows for two different spacings when installed as panel mount. See details for "H" & "V" actuator spacing and contact block orientation.*

When installing other actuators such as push buttons & pilot lights the keyway must also be positioned in the same location as the rotary actuators. See Fig. 1 and Fig. 2

For US / CAN Applications:

Actuators and Pilot Light Lens Assembly shall be installed in a Class I, Zone 1, AEx e IIC / Ex e IIC increased safety enclosure where the suitability is determined in the end application.

For ATEX / IECEx Applications:

Actuators and Lens Covers shall be installed in a Group I and/or Group II, 'Ex e' increased safety enclosure where the suitability is determined in the end application.

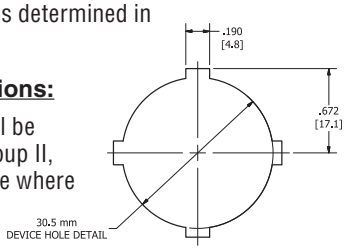

30.5mm Device Hole Detail

Important to maintain Ingress Protection

ACTUATOR LEGEND PLATES:

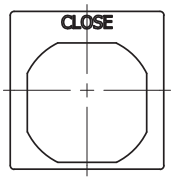

Legend Plate

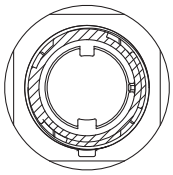

Actuator Housing

HKH actuators will only accept Killark Legend Plates. To insure ingress protection and proper operation is maintained the four flat sides of the plate must match up to the four flat areas on the bottom side of the actuator housing. This must be done to allow the legend plate to float freely under the actuator housing.

HAZCON™ CONTROL PANELS

- SJIC-CS, SJICH-CS and USF-CS Control Stations supplied with screw type or cage clamp terminals.
- HKH HAZCON Panel Mount Actuators installed on door and wired to din rail type terminals on request.
- Available in Painted Carbon Steel, 304 & 316 Stainless Steel material in sizes up to 362410 in USF and 161406 in SJIC/SJICH.

Class I, Div. 2, Grps. A, B, C and D
Ex db eb Class I, Zone 1, AEx db eb IIC T6...T4 Gb
CSA Encl. Type 4 or 4X, IP66
Ta= -50°C to +40°C (Temp Code T6) or +55°C (Temp Code T5) or +60°C (Temp Code T4)

Note: *Refer to "Enclosures" Section for available sizes of USF and SJIC/SJICH Terminal Boxes. Consult Factory for Make to Order Control Stations.*

HKH SERIES

ACTUATOR ACCESSORIES

L1

HKHPBMMDHLO

L2

HKHPBSSMFCLO

L3

HKHPBMBLO

L4

HKHPBMHLO

L6

HKHDBLPBMMDHLO

L7

HKH2PSSHLO

L8

HKH3PSSHLO

FEATURES-SPECIFICATIONS

HAZCON™

Applications

L1 – Hinged Stainless Steel Lockout for standard momentary push button in depressed position

L2 – Plastic Flip Cover Lockout used for momentary push button actuators, selector switch actuators, and mushroom push button actuators

L3 – Bar on Chain Stainless Steel Lockout used for mushroom push buttons in depressed position

L4 – Hinged Stainless Steel Lockout for mushroom push button in depressed position

L6 – Hinged Stainless Steel Lockout for double momentary push button in depressed position

L7 – Hinged Stainless Steel Lockout for 2 position rotary selector switch in left or right position

L8 – Hinged Stainless Steel Lockout for 3 position rotary selector switch in left, center or right position

ACCESSORIES	
CATALOG NUMBER	DESCRIPTION
HKHPBSSMFCLO	MOM. PB, SELECTOR SWITCH, MUSHROOM PB, PLASTIC FLIP COVER LOCKOUT
HKHPBMMDHLO	PB DEPRESSED STD. MOMENTARY HINGED STAINLESS STEEL LOCKOUT
HKHPBMHLO	PB DEPRESSED MUSHROOM HINGED STAINLESS STEEL LOCKOUT
HKHPBMBLO	MUSHROOM BAR ON CHAIN STAINLESS STEEL LOCKOUT
HKHDBLPBMMDHLO	DOUBLE PB DEPRESSED MOMENTARY HINGED STAINLESS STEEL LOCKOUT
HKH2PSSHLO	2 POSITION ROTARY SELECTOR SWITCH HINGED STAINLESS STEEL LOCKOUT
HKH3PSSHLO	3 POSITION ROTARY SELECTOR SWITCH HINGED STAINLESS STEEL LOCKOUT
BRASS EARTH CONTINUITY PLATE (ECP)	
CATALOG NUMBER	DESCRIPTION
HKHGP12M20	GROUND PLATE, BRASS SZ 1 ENCL. 2-M20
HKHGP11M20	GROUND PLATE, BRASS SZ 1 ENCL. 1-M20
HKHGP11M25	GROUND PLATE, BRASS SZ 1 ENCL. 1-M25
HKHGP11M32	GROUND PLATE, BRASS SZ 1 ENCL. 1-M32
HKHGP22M25	GROUND PLATE, BRASS SZ 2 ENCL. 2-M25
HKHGP22M20	GROUND PLATE, BRASS SZ 2 ENCL. 2-M20
HKHGP21M32	GROUND PLATE, BRASS SZ 2 ENCL. 1-M32
ACTUATOR NUT TOOL	
HKHANTOOL	ACTUATOR NUT TOOL
CONTACT BLOCK & PILOT LIGHT PANEL MOUNT BRACKET	
HKHPMBRKT	CONTACT BLOCK & PILOT LIGHT PANEL MOUNT BRACKET
HKHPMBRKTTM	PANEL MOUNT BRACKET FOR 3 MODULES
COVER PLUG	
HKHCP	COVER DEVICE PLUG
MUSHROOM BUTTON SHROUDS	
HKHMRSRDYL	YELLOW SHROUD (SPECIFY MARKING IF REQUIRED)
HKHMRSRDBK	BLACK SHROUD (SPECIFY MARKING IF REQUIRED)

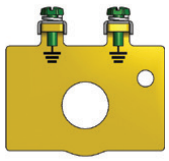

HKHGP11M20

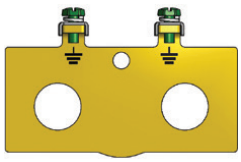

HKHGP22M20

HKHANTOOL

L5

HKHMRSRDYL



HKHPMBRKT (2 Modules)
HKHPMBRKTTM (3 Modules)

One panel mount bracket required with each actuator for panel mount applications. Additionally use contact blocks and pilot light modules ending in "P". HKHPMBRKTTM used only with HKHPBMMTC and HKHPBILLMM

HKHCP

CONTROLS

HKH SERIES

FACTORY SEALED CONTACT BLOCK MODULES



HKH1NC20D



HKH1NO20P

ATEX/IECEx Certified

0518 Ex I M 2 Ex de I Mb
0518 Ex II 2 G Ex de IIC Gb
Ambient Range: -55°C ≤ Ta ≤ 60°C
DEMKO 12 ATEX 1202251U
Ex de I Mb Ex de IIC Gb
IECEx UL 12.0033U

cULus Certified

Class I, Zone 1, AEx de IIC T4 / Ex de IIC T4 X
Class I, Division 2, Groups A, B, C, D
Ambient Range: -55°C ≤ Ta ≤ 60°C

c UL US LISTED
E12379

Normally Closed Contact Identification:
All Gray marked: N.C./ (11&12)

Normally Open Contact Identification:
White center body with gray terminal covers marked: N.O./ (13&14)



HKH1NC20D



HKH1NC20P



HKH1NO20D



HKH1NO20P

HAZCON™

FEATURES-SPECIFICATIONS

Applications

Standard controls station assembles are supplied with electrical devices mounted to a din rail inside the box portion of the control station, identified with a "D" in the catalog number. i.e. HKH1AND2P11K8, containing contact blocks ending in "D". When panel or cover mounted version is desired one HKHPMBRKT bracket is required for each actuator to assemble contacts, no DIN Rail supplied. Bracket will mount one contact block in the center or two side by side. Contact block part numbers ending in "P" supplied. Complete control station catalog number to be HKH1ANP2P11K8.

SS Terminal Screw Head for use with the following screwdriver types:

- Slotted
- Phillips
- Robertson

Wire Range for 1 or 2 conductors as listed:

- 0.5 to 2.5mm² (SOL & STR)
- 4.0mm² (STR)
- #22 to #12 AWG (SOL & STR)
- #10 AWG (STR)

CONTACT BLOCK	
CATALOG NUMBERS	DESCRIPTION
HKH1NO20D	N.O. CONTACT, 20A DIN RAIL MOUNT
HKH1NC20D	N.C. CONTACT, 20A DIN RAIL MOUNT
HKH1NO20P	N.O. CONTACT, 20A PANEL MOUNT
HKH1NC20P	N.C. CONTACT, 20A PANEL MOUNT

Contact Block Applications for US/CAN:
Contact block shall be installed in a Class I, Zone 1, AEx e II/Ex e IIC increased safety enclosure with a minimum IP54 rating or a Class I, Zone 1, AEx d IIC/Zone 21, Aex tb minimum IP64 rating, where the suitability is determined in the end application.

Contact Block Applications for ATEX/IECEx:
Contact block shall be installed in a Group I and/or Group II, 'Ex e' increased safety enclosure with a minimum IPS4 rating or an 'Ex d/ tb' flameproof/dust enclosure with a minimum IP64 rating, where the suitability is determined in the end application.

Contact Block Features:

- **UL Electrical Rating:** 690Vac, 20A, 50-60Hz, 60Vdc, 5A, 110Vdc, 2A, 255Vdc, 1.5A, 1/2 HP @120Vac, 1 HP@208/240/277Vac, A600/P600- Pilot Duty 350Vac- Tungsten Lamp.
- **Wire Allowances:** WIRE RANGE with 1 or 2 WIRES: #22 to #12 AWG (SOL & STR) and #10 AWG (STR).
- **IEC Electrical Ratings:** AC690V 16A AC-12, 50-60 Hz, AC230V 16A AC-15, 50-60Hz, DC60V 5A DC-12, DC125 1A DC-13.
- **Wire Allowances:** WIRE RANGE with 1 or 2 WIRES: 0.5 to 2.5mm (SOL & STR) and 4.0mm² (STR)
- Silver Alloy contacts with Gold Flashing.

HKH SERIES

FACTORY SEALED PILOT LIGHT MODULES

HKHPLD



HKHPLP

ATEX/IECEx Certified

0518 Ex I M 2 Ex de I Mb
0518 Ex II 2 G Ex de IIC Gb
Ambient Range: -50°C ≤ Ta ≤ 60°C
DEMKO 14 ATEX 1337U
Ex de I Mb Ex de IIC Gb
IECEx UL 14.0047U

cULus Certified

Class I, Zone 1, AEx de IIC T5 / Ex de IIC T5 X
Class I, Division 2, Groups A, B, C, D
Ambient Range: -50°C ≤ Ta ≤ 60°C

c UL us LISTED
E12379

FEATURES-SPECIFICATIONS

HAZCON™

Applications

Standard control station assemblies are supplied with electrical devices mounted to a din rail inside the box portion of the control station, identified with a "D" in the catalog number. i.e. HKH1AND2LRL0K8. Containing pilot light part number ending in "D". When panel or cover mounted version is desired one HKHPMBRKT bracket is required for each actuator to assemble pilot light, no DIN Rail supplied. The pilot light module will mount on the center of the bracket. Catalog number will change to HKH1ANP2LRL0K8. Pilot light module part number ending in "P".

Pilot Light Applications for US/CAN:
Pilot Light shall be installed in a Class I, Zone 1, AEx e IIC/Ex e IIC increased safety enclosure with a minimum IP54 rating or a Class I, Zone I, AEx d IIC/Zone 21, AEx tb IIIC/Ex d IIC/ Ex tb IIIC flameproof/dust enclosure with a minimum IP64 rating, where the suitability is determined in the end application. **Electrical Rating:** 12-250Vac/Vdc, 50-60 Hz, 0.6 WATTS.

Pilot Light Applications for ATEX/IECEx:
Pilot Light shall be installed in a Group I and/or Group II, 'Ex e' increased safety enclosure with a minimum IP54 rating or an 'Ex d/tb' flameproof/dust enclosure with a minimum IP64 rating, where the suitability is determined in the end application. **Electrical Rating:** 12-254 Vac/Vdc, 50-60 Hz, 0.6 WATTS.

Wire Allowances:
WIRE RANGE with 1 or 2 WIRES: #22 to #12 AWG (SOL & STR) and #10 AWG (STR) 0.5 to 2.5mm (SOL & STR) and 4.0mm2 (STR)

PILOT	
CATALOG NUMBERS	DESCRIPTION
HKHPLD	PILOT LIGHT MODULE DIN RAIL MOUNT
HKHPLP	PILOT LIGHT MODULE PANEL MOUNT

AMMETERS, 1A, 72MM

MEASURING TYPE	OVERLOAD SCALE	MEASURING RANGE
DIRECT MEASURING	2	0-1 / 2A 0-4 / 8A 0-5 / 10A 0-10 / 20A 0-15 / 30A
FOR CURRENT TRANSFORMER	5	0-1 / 5A 0-2.5 / 12.5A 0-5 / 25A 0-15 / 75A 0-25 / 125A 0-40 / 200A 0-50 / 250A 0-60 / 300A 0-75 / 375A 0-100 / 500A 0-150 / 750A 0-200 / 1000A 0-250 / 1250A 0-300 / 1500A 0-400 / 2000A 0-500 / 2500A 0-600 / 3000A

VOLTMETERS, 72MM

RANGE
(AC)
0-25V 0-40V 0-150V 0-250V 0-500V

ATEX/IECEx Certified

Ex e II
IECEx CQM 08.0007U

Ex II 2G Ex e II
DNV-2008-OSL
-ATEX-21659U
-40°C ≤ Ta ≤ 60°C

CONTROLS

HKH SERIES

HUBS / CABLE GLANDS




FEATURES-SPECIFICATIONS

HAZCON™

Applications

The **421 cable gland** provides a seal on the outer cable sheath and is intended for use on non-armoured elastomer and plastic insulated cables. The cable gland is dual certified Exd and Exe and is suitable for installation in Zone 1 (21) and Zone 2 (22) hazardous areas.

The **MC cable gland** is designed for use with jacketed interlocked, continuously corrugated and welded armor cable. Install where it is essential to provide positive grounding to the cable and for a Type 3, 4 connection.

HUBS/GLANDS	
CATALOG LOGIC NUMBER	DESCRIPTION
H1	421S SINGLE COMP. BRASS GLAND OS-M20
H2	421 SINGLE COMP. BRASS GLAND O-M20
H3	421N SINGLE COMP. BRASS GLAND A-M20
H4	421N SINGLE COMP. BRASS GLAND B-M25
H5	421N SINGLE COMP. BRASS GLAND OS-M20 NAL NICKEL PLATE
H6	421N SINGLE COMP. BRASS GLAND O-M20 NAL NICKEL PLATE
H7	421N SINGLE COMP. BRASS GLAND A-M20 NAL NICKEL PLATE
H8	421N SINGLE COMP. BRASS GLAND B-M25 NAL NICKEL PLATE
H9	421N SINGLE COMP. BRASS GLAND C-M32
HA	421N SINGLE COMP. SS GLAND OS-M20
HB	421N SINGLE COMP. SS GLAND O-M20
HC	421N SINGLE COMP. SS GLAND A-M20
HD	421N SINGLE COMP. SS GLAND B-M25
HE	421N SINGLE COMP. BRASS GLAND C-M32 NAL NICKEL PLATE
HF	421N SINGLE COMP. SS GLAND C-M32
J1	453R SINGLE COMP. BRASS GLAND OS-M20
J2	453R SINGLE COMP. BRASS GLAND O-M20
J3	453R SINGLE COMP. BRASS GLAND A-M20
J4	453R SINGLE COMP. BRASS GLAND B-M25
J5	453R SINGLE COMP. BRASS GLAND OS-M20 NAL NICKEL PLATE
J6	453R SINGLE COMP. BRASS GLAND O-M20 NAL NICKEL PLATE
J7	453R SINGLE COMP. BRASS GLAND A-M20 NAL NICKEL PLATE
J8	453R SINGLE COMP. BRASS GLAND B-M25 NAL NICKEL PLATE
J9	453R SINGLE COMP. BRASS GLAND C-M32
JA	453R SINGLE COMP. SS GLAND OS-M20
JB	453R SINGLE COMP. SS GLAND O-M20
JC	453R SINGLE COMP. SS GLAND A-M20
JD	453R SINGLE COMP. SS GLAND B-M25
JE	453R SINGLE COMP. BRASS GLAND C-M32 NAL NICKEL PLATE
JF	453R SINGLE COMP. SS GLAND C-M32
K1	MC1C JACKETED METAL CLAD CONNECTOR
K2	MC2 JACKETED METAL CLAD CONNECTOR
K3	MC3 JACKETED METAL CLAD CONNECTOR
K4	WH-1G ZINC 1/2" HUB
K5	WH-2G ZINC 3/4" HUB
K6	WH-3G ZINC 1" HUB
K7	WH-SS1G STAINLESS STEEL 1/2" HUB
K8	WH-2SSG STAINLESS STEEL 3/4" HUB
K9	WH-3SSG STAINLESS STEEL 1" HUB
KA	WH-1AG ALUM. 1/2"
KB	WH-2AG ALUM. 3/4"
KC	WH-3AG ALUM. 1" HUB
KD	NMHG1EX PVC COATED 1/2" HUB
KE	NMHG2EX PVC COATED 3/4" HUB
KF	NMHG3EX PVC COATED 1" HUB