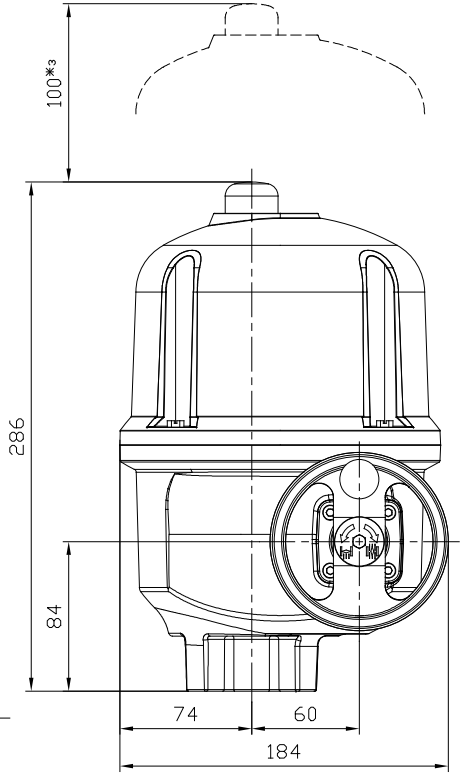

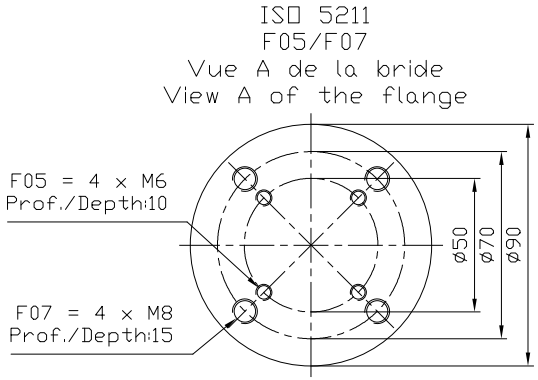

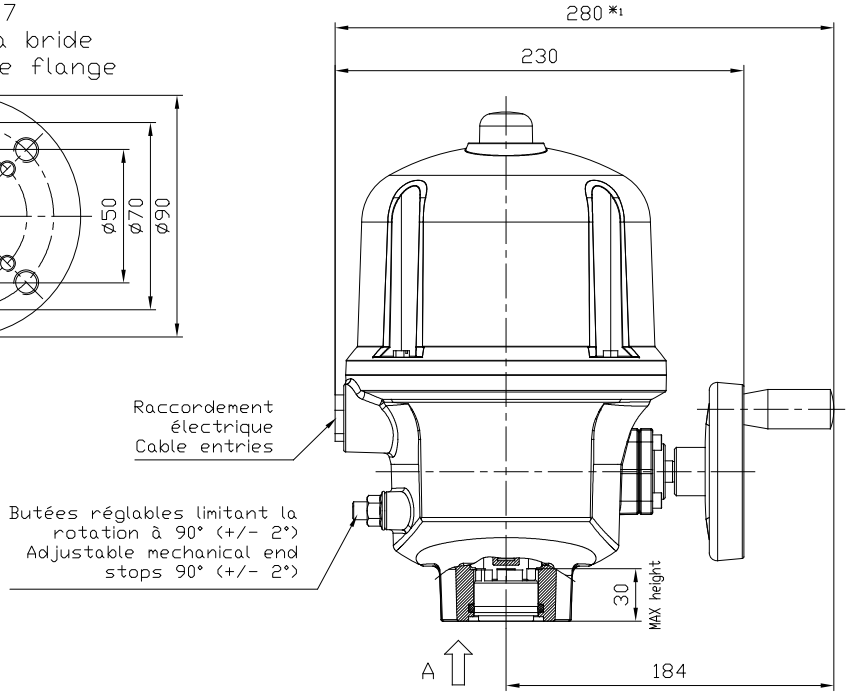

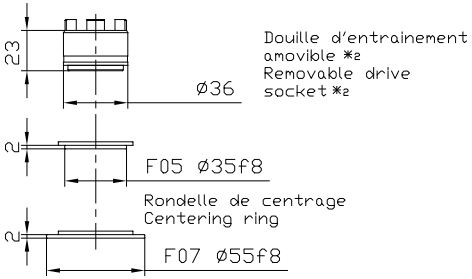

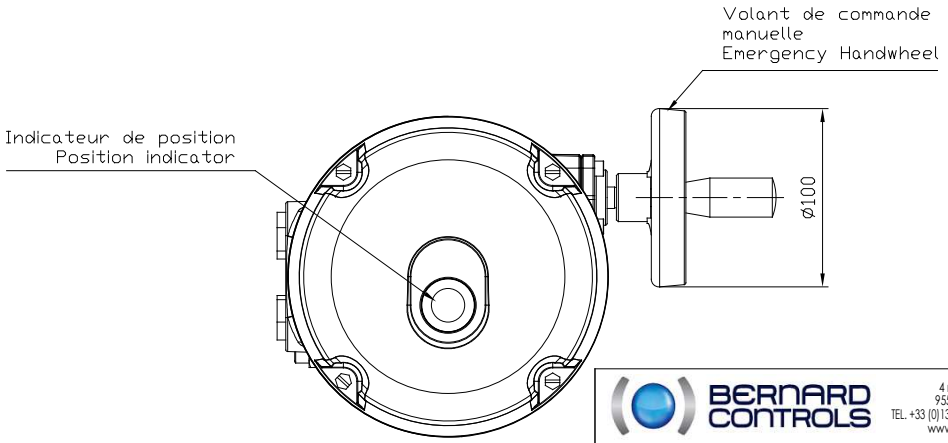

Socket information

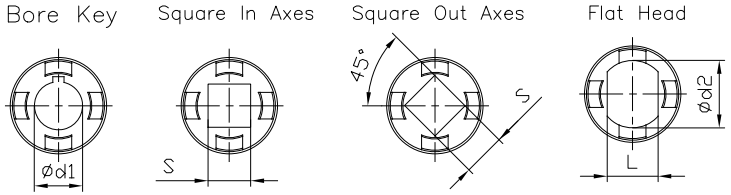

Actuator \ Size(mm)	ød1max	Smax	Lmax	ød2max
AQ5–10–15	22	19	19	25.4

BERNARD CONTROLS
4 rue d'Arsonval BP 91
95505 GONESSE CEDEX
TEL. +33 (0)134077100 FAX. +33 (0)134077101
www.bernardcontrols.com

Ce plan étant notre propriété, il ne peut être reproduit ou communiqué sans notre autorisation écrite.
This drawing is our property and may not be reproduced or communicated without our written authorization.

NOTA: Plan non contractuel/No contractual Draft

*1 - L'actionneur est représenté dans sa taille maximale.
The actuator is represented in its maximale size.

*2 - Représentation de la douille en position fermée.
Representation of the socket in closed position.

*3 - Côte de démontage/Dimension to allow for dissassembly

Masse/Weight:	Unités/Units:
10 kg	mm

Vitesse/Speed:	Forme/Form:	Bride/Flange:
ALL rpm	SOCKET	F05F07

Dessiné par: Designed by:	Verifié par: Verified by:	Approuvé par: Approved by:
G.Liu 06/12/21	GE	F.Han 06/12/21

Fr/En

Encombrement / External Dimensions

AQ5|AQ10|AQ15

Etanche/Weatherproof
None
Switch
Switch

Echelle/Scale:	Planche/Sheet:		Modification:	Ind./Rev.:
1/3 - 1/2	1/1	CD_01500		C

A3