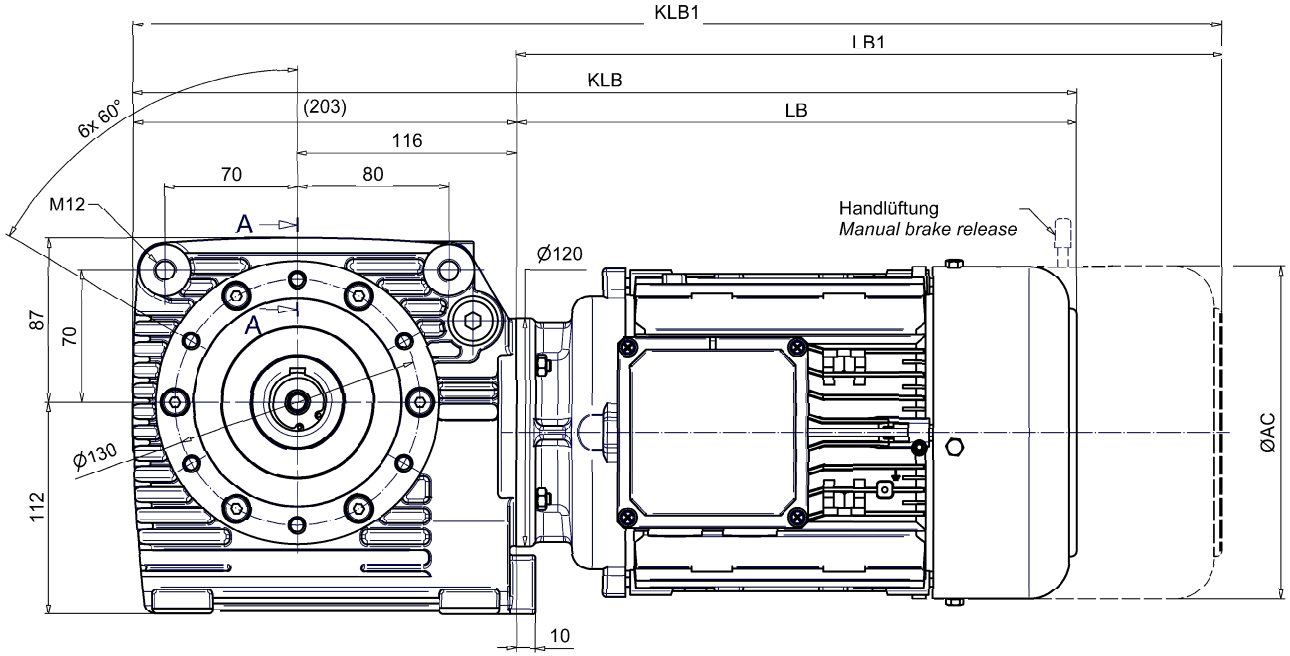

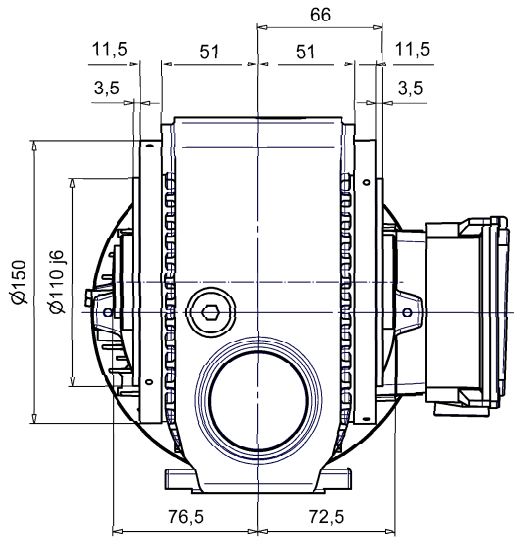

A-A

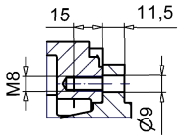

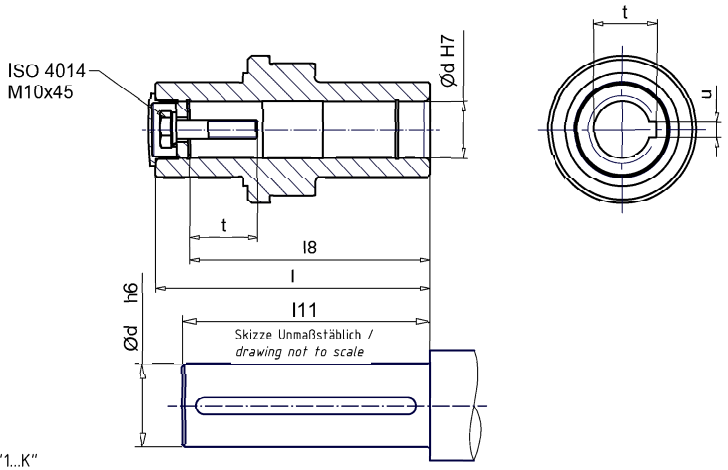

*Maße LB1 sowie KLB1 verkürzen sich bei Motor M1/H71 mit Bremse B4 oder A7,5 um 28 mm /
*Dimensions LB1 and KLB1 are shortened by 28 mm/ for motor M1/H71 with brake B4 or A7.5

Motorabmesungen und weitere Versionen siehe Maßblatt Motor
Motor dimensions and other versions see drawing Motor

Maße LB1 und KLB1 bei Bremsmotoren
Dimensions LB1 and KLB1 for Brake-motors

Passfeder nach DIN 6885-1
Parallel key DIN 6885-1

ød	t	u	l8	l	l11
30	33,3	8	127	145	110
35	38,3	10			

H80 α= 7°
α = 87°
α= 177°
α= 267°

H71
H90
H100

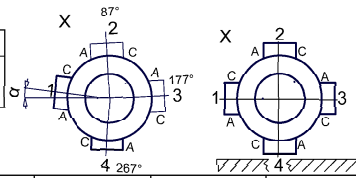

Klemmenkasten / terminal-box
Kabeleinführung-Position:
"A","B","C","D" bzw. "1", "2", "3", "4"
Hintere KK-Lage ...K
ensprechend Bestelltext.
Position of cable inlet:
"A","B","C","D" respectively "1", "2", "3", "4"
Rear KK situation ... K
appropriate order.

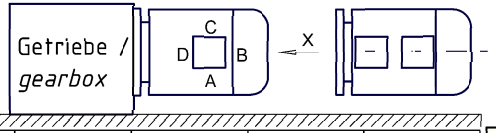

CAZ41	M1B/C	H71_M	M1P	H71_L	H80_M	H80_L	H90_M	H90_L	H100_M	H100_L
KLB	415		432		448	478	499,5	516,5	540,5	585,5
LB	212		229		245	275	296,5	313,5	337,5	382,5
KLB1	*479,5		*497,5		527	557	576,5	593,5	633	678
LB1	*276,5		*294,5		324	354	373,5	390,5	430	475
AC	138				156		176		194	
Maßblatt Motor / *Drawing motor*	H71-XX				H80-XX		H90-XX		H100-XX	

HIMMEL technologies
Bildliche Darstellung unverbindlich. Maße in mm [inches]. Schutzvermerk nach DIN 34 beachten
Illustrations are not binding. Dimensions are in mm [inches]. Proprietary notice pursuant to DIN 34 to be observed

Maßblatt
Dimension
Sheet

CAZ41

Rev.

Sach-Nr./identity number: -

Projekt/project:

	Datum/date	Name/name
Gez./drawn	24.09.2021	Steinkamp
Gepr./checked	02.11.2021	Hanowski

Benennung/description
Schneckenstirnradgetriebemotor CAZ41
Helical worm geared motor CAZ41

Blatt/sheet: 1 von/of 1

Format/format A2

Y:\INJ\HIMMEL\Getriebemotoren\Schneckengetriebe\HIMMEL\C41\Maßblatt Standard\CAZ\CAZ41 Schneckenstirnradgetriebemotor.idw