Reflex Sensor
with Background Suppression

P1KH009S01 LASER

Part Number

PNG smart

- **Condition monitoring**
- **Detect extremely small parts starting at 0.1 mm**
- **High switching frequency**
- **IO-Link 1.1**

The reflex sensor with background suppression works with laser light according to the angle measurement principle and is designed to detect objects against any background. The sensor always has the same switching distance, regardless of the color, shape and surface of the objects. The fine laser beam means that even the smallest parts, starting at 0.1 mm in size, can be reliably detected. The IO-Link interface can be used to configure the reflex sensors (PNP/NPN, NC/NO, switching distance), as well as for reading out switching statuses and distance values.

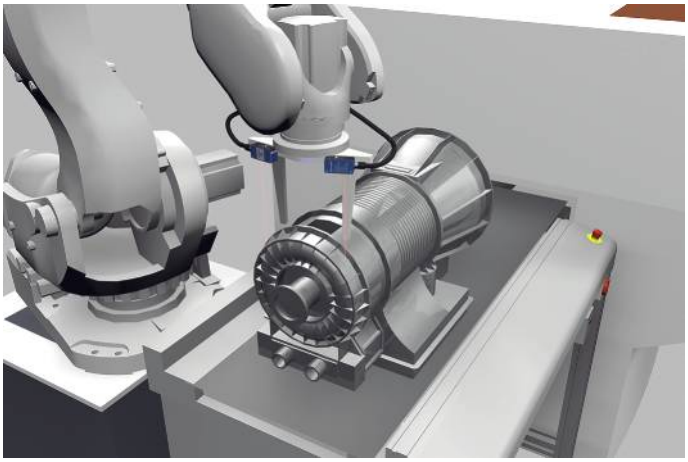

Technical Data

Optical Data	
Range	120 mm
Setting Range	30...120 mm
Switching Hysteresis	< 10 %
Light Source	Laser (red)
Wavelength	680 nm
Service Life (T = +25 °C)	100000 h
Laser Class (EN 60825-1)	2
Max. Ambient Light	10000 Lux
Light Spot Diameter	see Table 1
Electrical Data	
Supply Voltage	10...30 V DC
Supply Voltage with IO-Link	18...30 V DC
Current Consumption (Ub = 24 V)	< 15 mA
Switching Frequency	2000 Hz
Switching Frequency (interference-free mode)	1000 Hz
Response Time	0,25 ms
Response time (interference-free mode)	0,5 ms
On-/Off-Delay	200 ms
Temperature Drift	< 5 %
Temperature Range	-40...60 °C
Switching Output Voltage Drop	< 2 V
Switching Output/Switching Current	100 mA
Residual Current Switching Output	< 50 µA
Short Circuit and Overload Protection	yes
Reverse Polarity Protection	yes
Lockable	yes
Interface	IO-Link V1.1
Protection Class	III
Mechanical Data	
Setting Method	Potentiometer
Housing Material	Plastic
Degree of Protection	IP67/IP68
Connection	M8 × 1; 4-pin
Optic Cover	PMMA
Safety-relevant Data	
MTTFd (EN ISO 13849-1)	1641,23 a
PNP NC, PNP NO	●
IO-Link	●
Connection Diagram No.	215
Control Panel No.	1K1
Suitable Connection Equipment No.	7
Suitable Mounting Technology No.	400

Complementary Products

- IO-Link Master
- Software

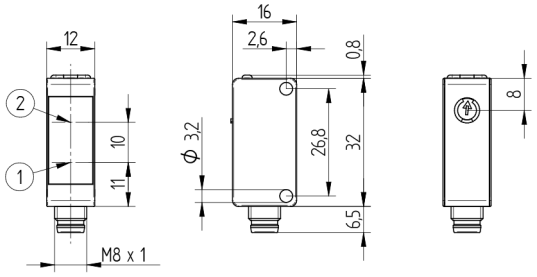

1 = Transmitter Diode
2 = Receiver Diode
Screw M3 = 0,5 Nm
All dimensions in mm (1 mm = 0.03937 Inch)

Ctrl. Panel

1K1

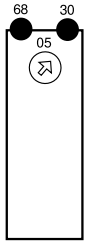

05 = Switching Distance Adjuster
30 = Switching Status/Contamination Warning
68 = supply voltage indicator

215

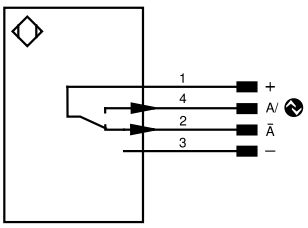

Legend					
+	Supply Voltage +	nc	Not connected	ENBRS422	Encoder B/B̄ (TTL)
–	Supply Voltage 0 V	U	Test Input	ENA	Encoder A
~	Supply Voltage (AC Voltage)	Ū	Test Input inverted	ENB	Encoder B
A	Switching Output (NO)	W	Trigger Input	AMIN	Digital output MIN
Ā	Switching Output (NC)	W–	Ground for the Trigger Input	AMAX	Digital output MAX
V	Contamination/Error Output (NO)	O	Analog Output	AOK	Digital output OK
V̄	Contamination/Error Output (NC)	O–	Ground for the Analog Output	SY In	Synchronization In
E	Input (analog or digital)	BZ	Block Discharge	SY OUT	Synchronization OUT
T	Teach Input	AMV	Valve Output	OLT	Brightness output
Z	Time Delay (activation)	a	Valve Control Output +	M	Maintenance
S	Shielding	b	Valve Control Output 0 V	rsv	Reserved
RxD	Interface Receive Path	SY	Synchronization	Wire Colors according to DIN IEC 60757	
TxD	Interface Send Path	SY–	Ground for the Synchronization	BK	Black
RDY	Ready	E+	Receiver-Line	BN	Brown
GND	Ground	S+	Emitter-Line	RD	Red
CL	Clock	⏚	Grounding	OG	Orange
E/A	Output/Input programmable	SnR	Switching Distance Reduction	YE	Yellow
	IO-Link	Rx+/–	Ethernet Receive Path	GN	Green
PoE	ower over Ethernet	Tx+/–	Ethernet Send Path	BU	Blue
IN	Safety Input	Bus	Interfaces-Bus A(+)/B(–)	VT	Violet
OSSD	Safety Output	La	Emitted Light disengageable	GY	Grey
Signal	Signal Output	Mag	Magnet activation	WH	White
BI_D+/–	Ethernet Gigabit bidirect. data line (A-D)	RES	Input confirmation	PK	Pink
EN0 RS422	Encoder 0-pulse 0/0̄ (TTL)	EDM	Contactor Monitoring	GNYE	Green/Yellow
PT	Platinum measuring resistor	ENARS422	Encoder A/Ā (TTL)		

Table 1

Detection Range	40 mm	80 mm	120 mm
Light Spot Diameter	2,5 mm	1,5 mm	1 mm

Switching Distance Deviation

Typical characteristic curve based on white, 90 % remission

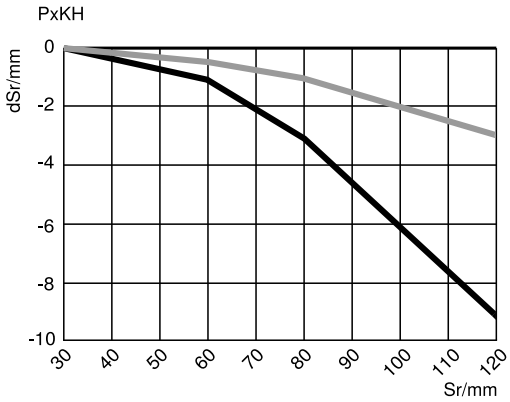

Sr = Switching Distance
dSr = Switching Distance Change
black 6 % remission
grey 18 % remission

Specifications are subject to change without notice V1-29.03.2023