Pascal pump

Air-driven, Compact, High performance Hydraulic pump



model X63

www.pascaleng.co.jp

Pascal pump

Super compact and high performance Air-driven hydraulic pump.
Durable and reliable even under the hot and humid environment.

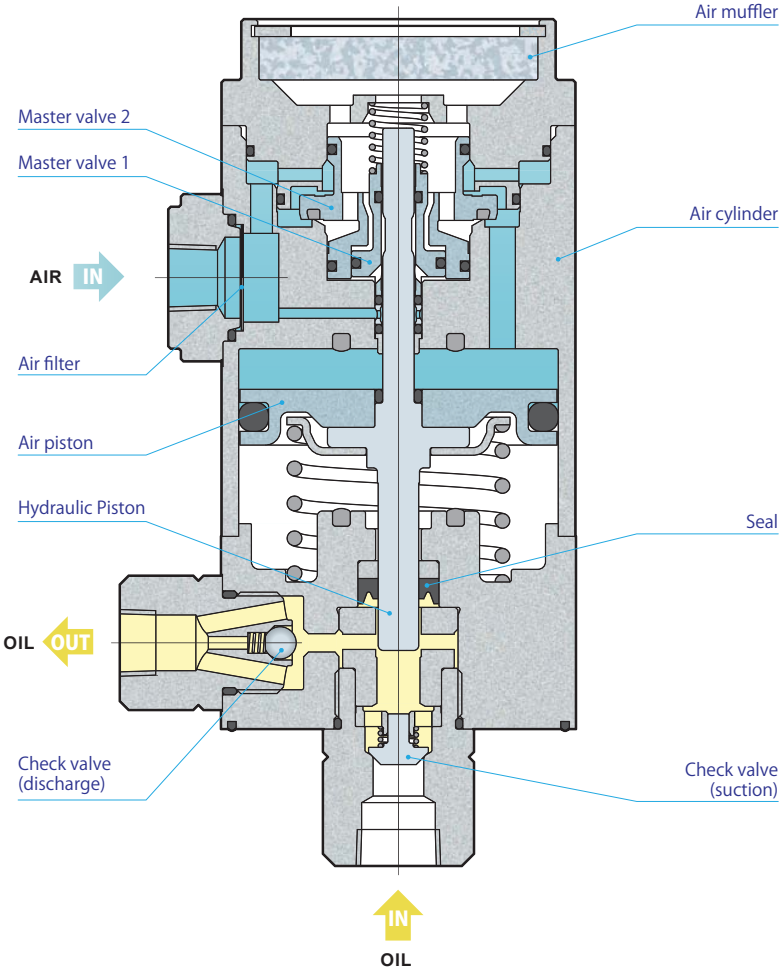

Functions

- Pascal pump is a compact but reliable hydraulic pump, which converts a compressed air force into high-pressure hydraulic power.
- Boosting ratio can be selected from 9.4 to 95 times in 6 models.
- Secure and high speed reciprocation of air and hydraulic piston generates a repetitive suction and discharge of air and oil. As the hydraulic pressure becomes close to the designated level, the reciprocation becomes slower. At the designated hydraulic pressure, the driving air force and hydraulic force become balanced to maintain the pressure.
- At the balanced condition, there is no air consumption so that there is no power loss or temperature rise compared to an electric pump.
- If there is a decrease in the downstream holding pressure, the pump immediately reacts to start reciprocating to recover the pressure loss.

Features

- Air Driven & Super Compact

  Unique air driving design enables a smaller and lighter body.

- Mobility with High Performance

  Due to the high durability and impact-resistance for its size, it can be easily installed in a narrow or limited space.

- Highly Reliable Mechanism

  In order to secure stable reciprocating movement ranging from 1 cycle/ hour to 2000 cycle / minute, various technical know-how are incorporated.

Model designation

X63①②③④-⑤ [EX : X6310PGN-B]

X63	① Hydraulic piston diameter		② Type of Discharge port		③ Type of Working fluid		④ Type of Tapered pipe thread (Discharge port/Suction port/Air supply port)		—	⑤ Direction of Air supply port
	06	6.3 mm	S	Tapered pipe thread Rc	Blank	Mineral oil	Blank	BSPT(Rc) : British pipe thread (JIS B 0203)		A
	08	8 mm	P	Manifold mount (except X6320)	G	Water-glycol oil	N	NPT : US pipe thread (except X63**U)		B
	10	10 mm	U	Parallel pipe thread G (ISO1179)						C
	12	12.5 mm								D
	16	16 mm								
	20	20 mm								

④ Direction of Air supply port

The direction of air supply port against the oil discharge port can be selected among A, B, C, D. (90 degrees pitch)

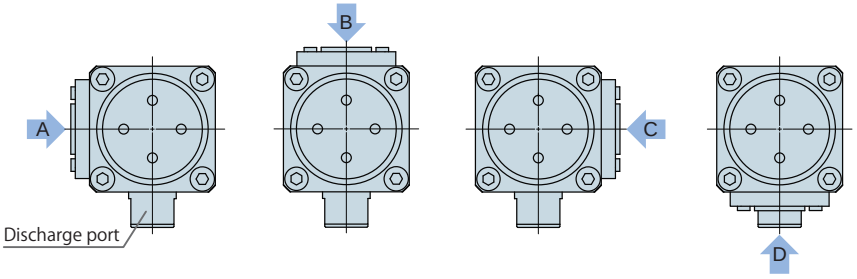

Dimensions

[This figure shows **X63＊＊-B**]

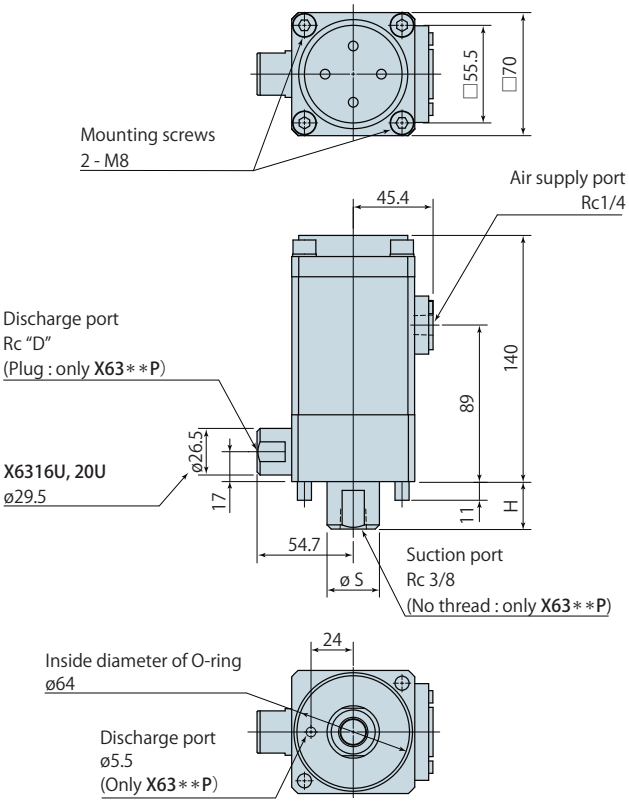

	X6306	X6308	X6310	X6312	X6316	X6320
D	1/4				3/8	
S	29.8			35.5		42
H	27 (13 : X6306P, 08P, 10P)			27 (16 : X6312P, 16P)		27

Mounting Dimensions

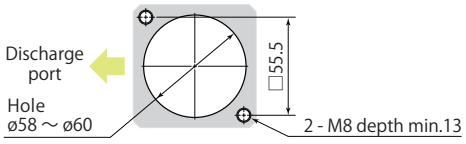

Symbol

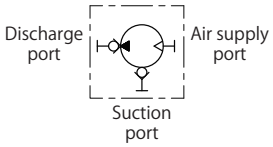

Suction Filter (option)

model : **WSB03**

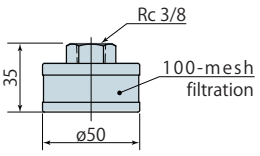

Caution in use

1. Be sure to mount an air filter. Non-drain, oilless air should be supplied to the pump.
2. Be sure to mount a suction filter. 100-mesh filtration and outer max. ø57 is recommended in case other brand of filter selected.
3. Air bleeding must be performed when it is initially installed.

Specifications

model	X6306	X6308	X6310	X6312	X6316	X6320
Boosting ratio	97	58	37	24	15	9.2
Discharge pressure	Refer to "Performance Diagrams"					
Discharge flow						
Air pressure range	0.2 ～ 0.7 MPa					
Air consumption	0.4Nm³/min					
Operating noise	78±1db(A)					
Operating temperature	0～70℃ (No frozen)					
Mass	2.5 kg			2.6 kg		2.7 kg

Performance Diagrams [Measured with operating oil ISO VG32 at 20℃]

X6306 PH = 97 (PA-0.05)

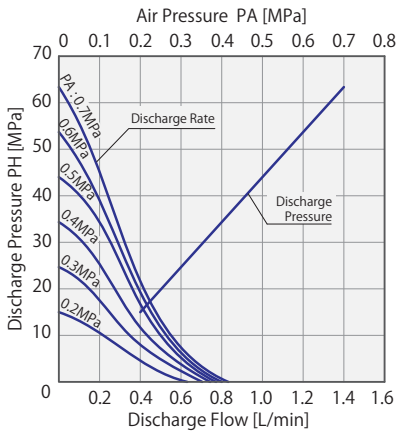

X6308 PH = 58 (PA-0.05)

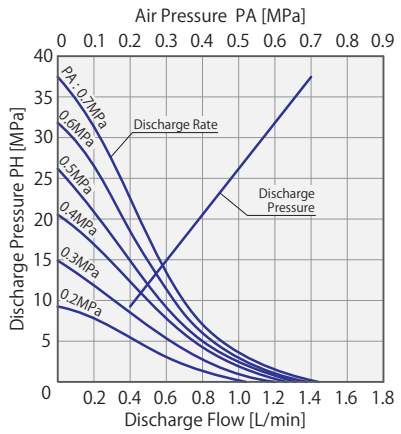

X6310 PH = 37 (PA-0.05)

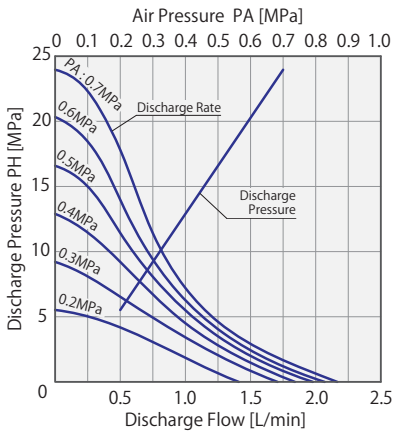

X6312 PH = 24 (PA-0.05)

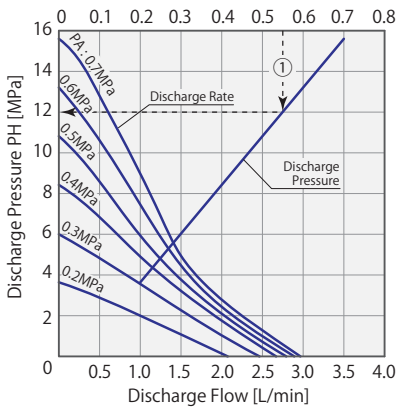

X6316 PH = 15 (PA-0.05)

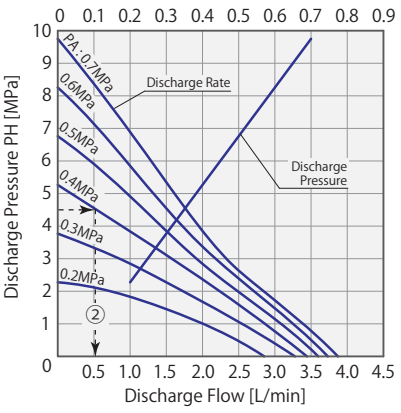

X6320 PH = 9.2 (PA-0.05)

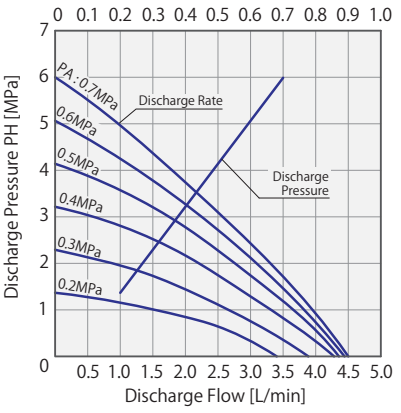

How to read the graph

1. To find discharge pressure PH [ex : X6312]

At air pressure PA=0.55MPa, see above broken line ① showing PH = 12 MPa
Calculation : PH=24 x (0.55 - 0.05)=12MPa

2. To find discharge flow [ex:X6316]

At PA=0.4MPa and discharge pressure PH = 4.5MPa, see above broken line ② showing 0.5L/min

Pascal corporation

Itami, Hyogo, Japan 664-8502
TEL. 072-777-3333 FAX. 072-777-3520

PA-454E REV.2
2018.08

CERTIFICATE OF APPROVAL ISO9001

Specifications are subject to change without prior notice.