参考図 久保田 真由美 2013/04/11 22:30:58 JST 参考図

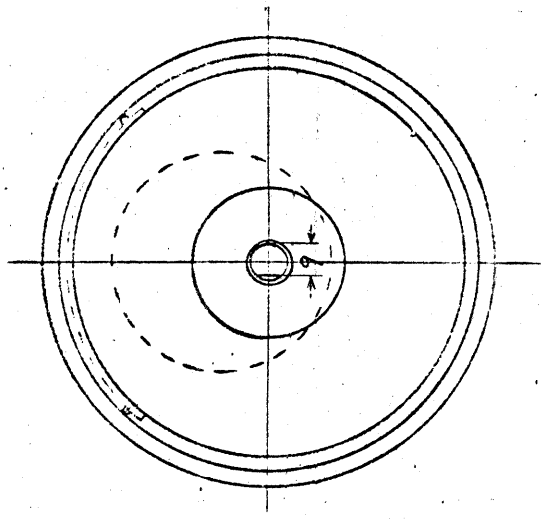

結線図
wiring diagram

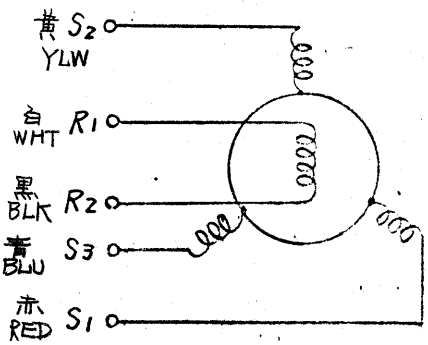

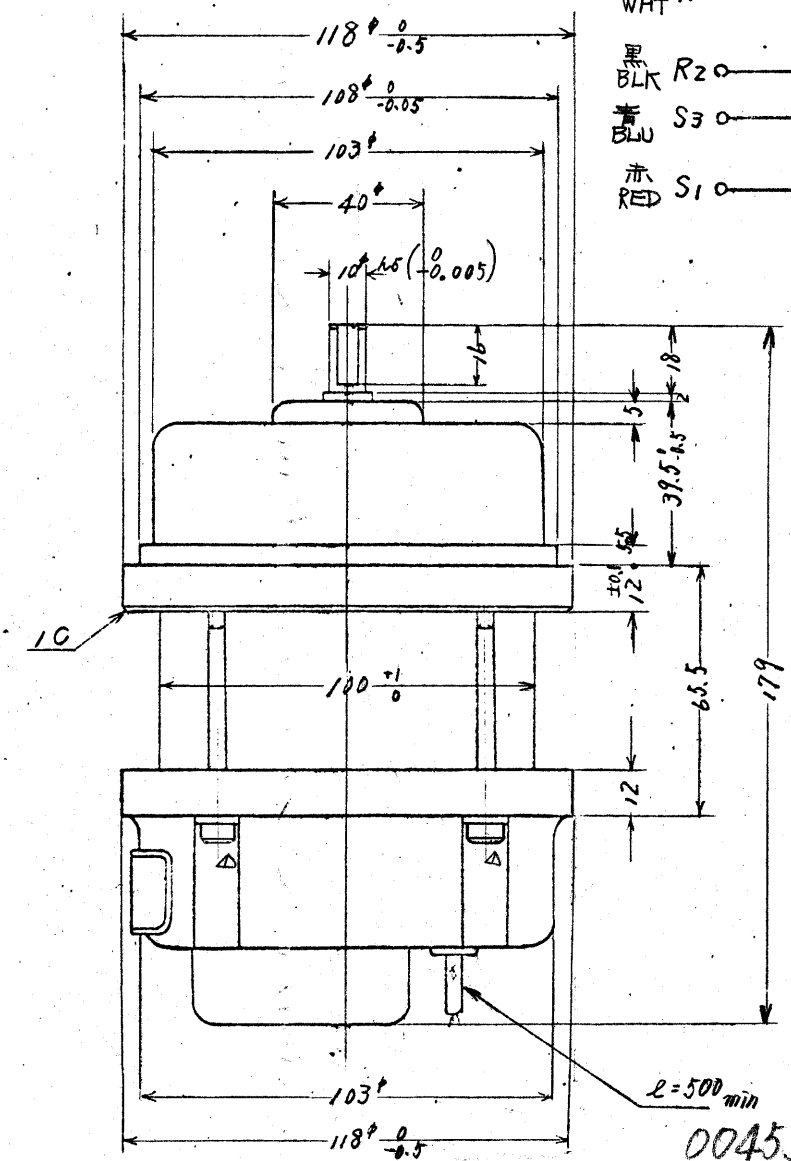

004530001F40

指定なき寸法公差は± 1.5 mm とする
Unless otherwise specified tolerance ±1.5 mm.

DIMENSION ~~in~~ . mm

REVISION 3 Oct.11.1976
1 93.12.20 2 3 4 5 6

DWN	DATE Aug.11.1970	SCALE 1/2	TYPE NO.	TITLE シンクロ SYNCHRO 外形図 OUTLINE
DSI'D K. Masaki	3RD ANGLE PROJECTION			
CH'D T. Watanabe	TAMAGAWA SEIKI CO., LTD			DWG. NO F 24277
APP'D O. Tsuboda	TOKYO, JAPAN			SHEET OF
APP'D S. Nakajima				

参考図 参考図