Nickel-Plated Brass Pipe Fittings BSP/Metric Series 2000

Thread Type: metric (M5), BSP (G1/8, G1/4, G3/8, G1/2, G3/4, G1), BSPT (R1/8, R1/4, R3/8, R1/2, R3/4), with Sprint (Reusable PTFE/Teflon Thread Seal)



When involved in factory maintenance or plant installation it is often difficult to be absolutely certain which size of fittings will be required. Pipe fittings provide a cost effective solution to this problem. The full range includes straight, L-shaped, T-shaped and cross piece male or female couplings and are available in a variety of thread sizes up to 3/4".

The addition of the Camozzi ***Sprint***® seal to twelve different models of pipe fittings eliminates the need to use liquid sealants or tape and save a considerable amount of time during installation. The Sprint® fitting can be connected and disconnected several times.

Material: brass OT58 UNI 5705 (nickel-plated).
T. min. - 40°C (-40°F)
T. max. +120°C (250°F)

GENERAL DATA

Material	nickel-plated brass
Threads	GAS conical ISO 7 (BSPT), typically models ending in "0" and/or with Sprint "S"prefix GAS cylindrical ISO 228 (BSP), typically models ending with "1", (2651/2661 gaskets required are sold separately) *Note - All female ports are BSPP/G thread
Pressure	40 bar (580 psi)
Fluid	Compressed air or other low pressure fluids
Temperature	-40°C - 120°C (-40 F to 250 F)

Pipe fittings

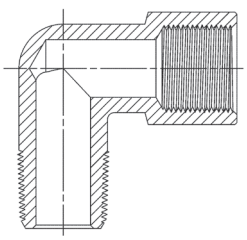

The company reserves the right to vary models and dimensions without notice.
These products are designed for industrial applications and are not suitable for sale to the general public.

Fittings Mod. 2500

BSPT Nipple



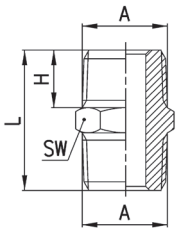

DIMENSIONS (in mm)					
Mod.	A	H	L	SW	Weight (g)
2500 1/8	R1/8	7.5	19.5	12	9
2500 1/4	R1/4	11	27	14	16
2500 3/8	R3/8	11.5	28	17	21
2500 1/2	R1/2	14	33.5	22	41
2500 3/4	R3/4	16.5	40	27	80
2500 1	R1	19	45.5	34	125

Fittings Mod. S2500

BSPT Nipple Sprint®



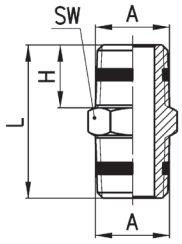

DIMENSIONS (in mm)					
Mod.	A	H	L	SW	Weight (g)
S2500 1/8	R1/8	7.5	19.5	12	8
S2500 1/4	R1/4	11	27	14	15
S2500 3/8	R3/8	11.5	28	17	21
S2500 1/2	R1/2	14	33.5	22	39

Fittings Mod. 2501

Metric-BSP Nipple



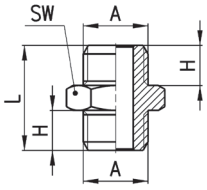

DIMENSIONS (in mm)					
Mod.	A	H	L	SW	Weight (g)
2501 M5	M5	4	11.5	8	2
2501 1/8	G1/8	6	16.5	13	9
2501 1/4	G1/4	8	21	17	15
2501 3/8	G3/8	9	23	19	21
2501 1/2	G1/2	10	25.5	24	35

The company reserves the right to vary models and dimensions without notice.
These products are designed for industrial applications and are not suitable for sale to the general public.

Fittings Mod. 2510

BSPT Reducing Nipple



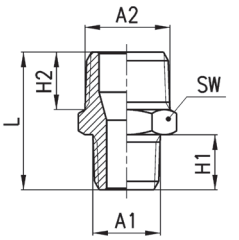

DIMENSIONS (in mm)							
Mod.	A1	A2	H1	H2	L	SW	Weight (g)
2510 1/8-1/4	R1/8	R1/4	7.5	11	23.5	14	14
2510 1/8-3/8	R1/8	R3/8	7.5	11.5	24	17	18
2510 1/4-3/8	R1/4	R3/8	11	11.5	27.5	17	20
2510 1/4-1/2	R1/4	R1/2	11	14	30.5	22	34
2510 3/8-1/2	R3/8	R1/2	11.5	14	31	22	34
2510 1/2-3/4	R1/2	R3/4	14	16.5	37.5	27	67

Fittings Mod.

BSPT Reducing Nipple Sprint®



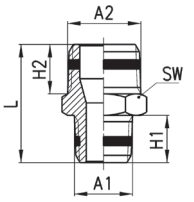

DIMENSIONS (in mm)							
Mod.	A1	A2	H1	H2	L	SW	Weight (g)
S2510 1/8-1/4	R1/8	R1/4	7.5	11	23.5	14	14
S2510 1/8-3/8	R1/8	R3/8	7.5	11.5	24	17	22
S2510 1/4-3/8	R1/4	R3/8	11	11.5	27.5	17	19
S2510 1/4-1/2	R1/4	R1/2	11	14	30.5	22	33
S2510 3/8-1/2	R3/8	R1/2	11.5	14	31	22	36

Fittings Mod. 2511

Metric-BSP Reducing Nipple



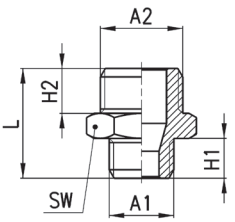

DIMENSIONS (in mm)							
Mod.	A1	A2	H1	H2	L	SW	Weight (g)
2511 M5-1/8	M5	G1/8	4	6	14.5	13	8
2511 1/8-1/4	G1/8	G1/4	6	8	19	17	15
2511 1/8-3/8	G1/8	G3/8	6	9	20	19	19
2511 1/4-3/8	G1/4	G3/8	8	9	22	19	20
2511 1/4-1/2	G1/4	G1/2	8	10	23.5	24	32
2511 3/8-1/2	G3/8	G1/2	9	10	24.5	24	34

The company reserves the right to vary models and dimensions without notice.
These products are designed for industrial applications and are not suitable for sale to the general public.

Fittings Mod. 2520

BSPT Male Reducing Adapter



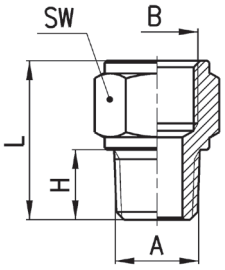

DIMENSIONS (in mm)						
Mod.	A	B	H	L	SW	Weight (g)
2520 1/8-1/8	R1/8	G1/8	7.5	17.5	13	9
2520 1/8-1/4	R1/8	G1/4	7.5	19	17	15
2520 1/8-3/8	R1/8	G3/8	7.5	20	20	19
2520 1/4-1/4	R1/4	G1/4	11	22.5	17	17
2520 1/4-3/8	R1/4	G3/8	11	23.5	20	21
2520 1/4-1/2	R1/4	G1/2	11	27.5	24	35
2520 3/8-3/8	R3/8	G3/8	11.5	24	20	23
2520 3/8-1/2	R3/8	G1/2	11.5	28	24	37
2520 1/2-1/2	R1/2	G1/2	14	30.5	24	41

Fittings Mod. S2520

BSPT Male Reducing Adapter Sprint®



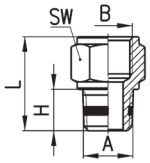

DIMENSIONS (in mm)						
Mod.	A	B	H	L	SW	Weight (g)
S2520 1/8-1/8	R1/8	G1/8	7.5	17.5	13	11
S2520 1/8-1/4	R1/8	G1/4	7.5	19	17	15
S2520 1/8-3/8	R1/8	G3/8	7.5	20	20	19
S2520 1/4-1/4	R1/4	G1/4	11	22.5	17	17
S2520 1/4-3/8	R1/4	G3/8	11	23.5	20	33
S2520 1/4-1/2	R1/4	G1/2	11	27.5	24	34
S2520 3/8-3/8	R3/8	G3/8	11.5	24	20	36
S2520 3/8-1/2	R3/8	G1/2	11.5	28	24	56
S2520 1/2-1/2	R1/2	G1/2	14	30.5	24	41

Fittings Mod. 2521

Metric-BSP Reducing Adapter



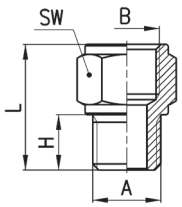

DIMENSIONS (in mm)						
Mod.	A	B	H	L	SW	Weight (g)
2521 M5-1/8	M5	G1/8	4	14	13	7
2521 1/8-1/8	G1/8	G1/8	6	16	13	8
2521 1/8-1/4	G1/8	G1/4	6	17.5	17	14
2521 1/8-3/8	G1/8	G3/8	6	18.5	20	30
2521 1/4-1/4	G1/4	G1/4	8	19.5	17	16
2521 1/4-3/8	G1/4	G3/8	8	20.5	20	20
2521 1/4-1/2	G1/4	G1/2	8	24.5	24	33
2521 3/8-3/8	G3/8	G3/8	9	21.5	20	22
2521 3/8-1/2	G3/8	G1/2	9	25.5	24	35
2521 1/2-1/2	G1/2	G1/2	10	26.5	24	36

The company reserves the right to vary models and dimensions without notice.
These products are designed for industrial applications and are not suitable for sale to the general public.

Fittings Mod. 2525

BSP Male Extension



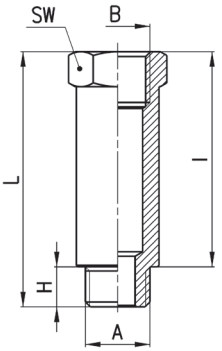

DIMENSIONS (in mm)							
Mod.	A	B	H	I	L	SW	Weight (g)
2525 1/8-16	G1/8	G1/8	6	16	22	13	12
2525 1/8-36	G1/8	G1/8	6	36	42	13	24
2525 1/4-27	G1/4	G1/4	8	27	35	17	30
2525 1/4-43	G1/4	G1/4	8	43	51	17	45

Fittings Mod. 2530

BSPT Reducing Bushing



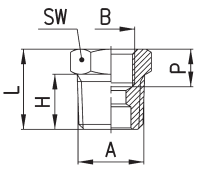

DIMENSIONS (in mm)							
Mod.	A	B	H	L	P	SW	Weight (g)
2530 1/4-1/8	R1/4	G1/8	11	16	6	14	9
2530 3/8-1/8	R3/8	G1/8	11.5	16.5	8.5	17	17
2530 1/2-1/8	R1/2	G1/8	14	19.5	9.5	22	12
2530 3/8-1/4	R3/8	G1/4	11.5	16.5	7	17	34
2530 1/2-1/4	R1/2	G1/4	14	19.5	9.5	22	30
2530 1/2-3/8	R1/2	G3/8	14	19.5	8	22	24
2530 3/4-3/8	R3/4	G3/8	16.5	23	11.5	27	67
2530 3/4-1/2	R3/4	G1/2	16.5	23.5	9.5	27	48
2530 1-1/2	R1	G1/2	19	27	14	34	131

Fittings Mod. S2530

BSPT Reducing Bushing Sprint®



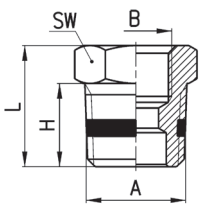

DIMENSIONS (in mm)						
Mod.	A	B	H	L	SW	Weight (g)
S2530 1/4-1/8	R1/4	G1/8	11	16	14	9
S2530 3/8-1/8	R3/8	G1/8	11.5	16.5	17	16
S2530 1/2-1/8	R1/2	G1/8	14	19.5	22	13
S2530 3/8-1/4	R3/8	G1/4	11.5	16.5	17	33
S2530 1/2-1/4	R1/2	G1/4	14	19.5	22	32
S2530 1/2-3/8	R1/2	G3/8	14	19.5	22	22

The company reserves the right to vary models and dimensions without notice.
These products are designed for industrial applications and are not suitable for sale to the general public.

Fittings Mod. 2531

BSP Reducing Bushing



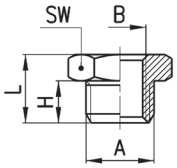

DIMENSIONS (in mm)							
Mod.	A	B	H	L	SW	Weight (g)	
2531 1/8-M5	G1/8	M5	6	10.5	13	8	*
2531 1/4-1/8	G1/4	G1/8	8	13	17	11	*
2531 3/8-1/8	G3/8	G1/8	9	14	19	17	
2531 3/8-1/4	G3/8	G1/4	9	14	19	12	*
2531 1/2-1/8	G1/2	G1/8	10	15.5	24	32	
2531 1/2-1/4	G1/2	G1/4	10	15.5	24	29	
2531 1/2-3/8	G1/2	G3/8	10	15.5	24	22	*

* = with through-out thread

Fittings Mod. 2541

BSPT Swivel Male Adapter Sprint®



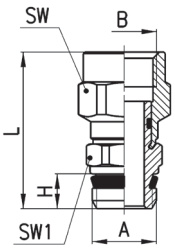

DIMENSIONS (in mm)							
Mod.	A	B	H	L	SW	SW1	Weight (g)
2541 1/8-1/8	G1/8	G1/8	5.5	28	13	14	17
2541 1/4-1/4	G1/4	G1/4	7	31.5	17	14	26
2541 3/8-3/8	G3/8	G3/8	8	34	20	19	39

Fittings Mod. 2543

Female Union Coupling



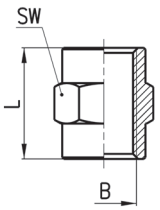

DIMENSIONS (in mm)				
Mod.	B	L	SW	Weight (g)
2543 M5	M5	11	8	3
2543 1/8	G1/8	15	13	8
2543 1/4	G1/4	22	17	19
2543 3/8	G3/8	23	20	19
2543 1/2	G1/2	28	24	29

The company reserves the right to vary models and dimensions without notice.
These products are designed for industrial applications and are not suitable for sale to the general public.

Fittings Mod. 2553

Reducing Female Coupling



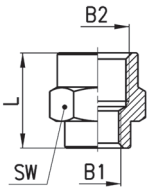

DIMENSIONS (in mm)					
Mod.	B1	B2	L	SW	Weight (g)
2553 M5-1/8	M5	G1/8	13.5	13	7
2553 1/8-1/4	G1/8	G1/4	17	17	18
2553 1/8-3/8	G1/8	G3/8	18	20	18
2553 1/8-1/2	G1/8	G1/2	21.5	24	28
2553 1/4-3/8	G1/4	G3/8	19.5	20	21
2553 1/4-1/2	G1/4	G1/2	23	24	32
2553 3/8-1/2	G3/8	G1/2	24	24	31

Fittings Mod. 2601

Metric-BSP Male Hose Adapter



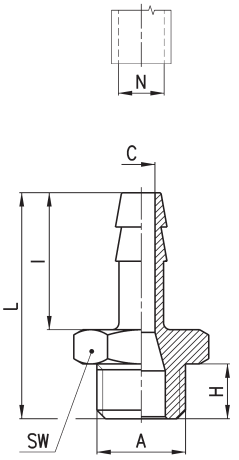

DIMENSIONS (in mm)								
Mod.	N	A	C	H	I	L	SW	Weight (g)
2601 2-M5	2	M5	1.2	4	8	16	8	2
2601 4,5-M5	4	M5	2.5	4	15	23	8	3
2601 7-1/8	7	G1/8	4	6	20	30	12	9
2601 7-1/4	7	G1/4	4	8	20	33	17	16
2601 8-1/8	8	G1/8	5	6	20	30	12	10
2601 9-1/8	9	G1/8	5.5	6	20	30	12	11
2601 9-1/4	9	G1/4	6	8	20	33	17	17
2601 9-3/8	9	G3/8	6	9	20	34	19	21
2601 12-1/4	12	G1/4	8.5	8	20	33	17	20
2601 12-3/8	12	G3/8	9	9	20	34	19	23
2601 12-1/2	12	G1/2	9	10	20	35.5	24	34
2601 17-3/8	17	G3/8	12	9	24	38	19	31
2601 17-1/2	17	G1/2	13	10	24	39.5	24	41

Fittings Mod. 2612 M7 and Mod. S2610

Mod. 2612 M7: Metric Male Socket-Cap Plug
Mod. S2610: BSP Male Socket-Cap Plug Sprint®



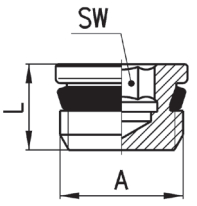

DIMENSIONS (in mm)					
Mod.	A	L	SW	Weight (g)	
2612 M7	M7	7	4	2	*
S2610 1/8	G1/8	7.5	4	3	
S2610 1/4	G1/4	9	6	6	
S2610 3/8	G3/8	10	8	12	
S2610 1/2	G1/2	11	10	21	

* with O-ring

The company reserves the right to vary models and dimensions without notice.
These products are designed for industrial applications and are not suitable for sale to the general public.

Fittings Mod. 2611

BSP Male Plug



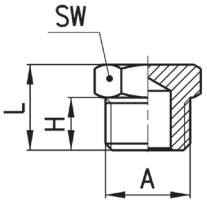

DIMENSIONS (in mm)					
Mod.	A	H	L	SW	Weight (g)
2611 M5	M5	4	7.5	8	2
2611 1/8	G1/8	6	10.5	13	7
2611 1/4	G1/4	8	13	17	13
2611 3/8	G3/8	9	14	19	18
2611 1/2	G1/2	10	15.5	24	31
2611 1	G1	13	19	38	76

Fitting Mod. 2610 3/4

BSPT Male Plug



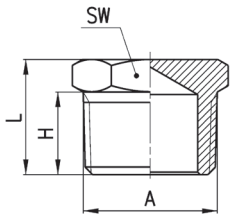

DIMENSIONS (in mm)					
Mod.	A	H	L	SW	Weight (g)
2610 3/4	R3/4	16.5	23	27	61

Fittings Mod. 2613

BSP Female Cap Plug



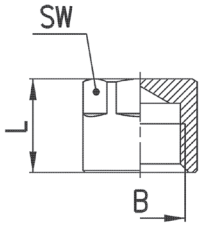

DIMENSIONS (in mm)				
Mod.	B	L	SW	Weight (g)
2613 1/8	G1/8	11	12	6
2613 1/4	G1/4	13.5	15	13
2613 3/8	G3/8	15.5	18	19
2613 1/2	G1/2	22.5	19	33

The company reserves the right to vary models and dimensions without notice.
These products are designed for industrial applications and are not suitable for sale to the general public.

Fittings Mod. S2615

BSPT Male Hex Plug Sprint®



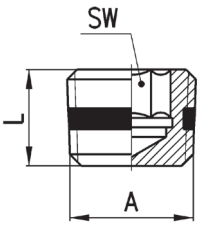

DIMENSIONS (in mm)				
Mod.	A	L	SW	Weight (g)
S2615 1/8	R1/8	8	5	2
S2615 1/4	R1/4	10	7	6
S2615 3/8	R3/8	10	8	12

Fittings Mod. 2010

BSP Male Elbow



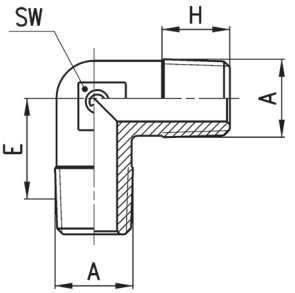

DIMENSIONS (in mm)					
Mod.	A	E	H	SW	Weight (g)
2010 1/8	R1/8	11.5	7.5	9	10
2010 1/4	R1/4	13.5	11	12	18
2010 3/8	R3/8	15.5	11.5	14	28
2010 1/2	R1/2	16	14	16	47
2010 3/4	R3/4	19	16	25	103
2010 1	R1	23	17	30	183

Fittings Mod. S2010

BSPT Male Elbow Sprint®



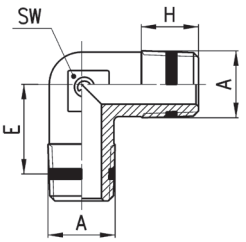

DIMENSIONS (in mm)					
Mod.	A	E	H	SW	Weight (g)
S2010 1/8	R1/8	11.5	7.5	9	9
S2010 1/4	R1/4	13.5	11	12	17
S2010 3/8	R3/8	15.5	11.5	14	25
S2010 1/2	R1/2	16	14	16	47

The company reserves the right to vary models and dimensions without notice.
These products are designed for industrial applications and are not suitable for sale to the general public.

Fittings Mod. 2013

BSPP Female Elbow



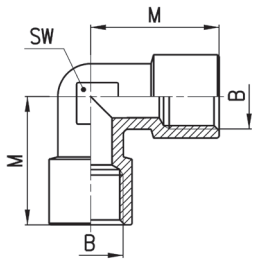

DIMENSIONS (in mm)				
Mod.	B	M	SW	Weight (g)
2013 1/8	G1/8	19	11	16
2013 1/4	G1/4	23	14	28
2013 3/8	G3/8	25	16	39
2013 1/2	G1/2	31.5	20	69

Fittings Mod. 2021 and 2020

Mod. 2021: Metric Male Female Elbow
Mod. 2020: BSPT Male Female Elbow



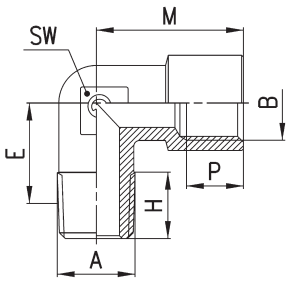

DIMENSIONS (in mm)								
Mod.	A	B	E	H	M	P	SW	Weight (g)
2021 M5-M5	M5	M5	9	4	10.5	4.5	9	7
2020 1/8-1/8	R1/8	G1/8	11.5	8.5	19	6	11	17
2020 1/4-1/4	R1/4	G1/4	15	11	23	7	13	27
2020 3/8-3/8	R3/8	G3/8	15	11.5	25	8	15	33
2020 1/2-1/2	R1/2	G1/2	17.5	14	31.5	9.5	20	63
2020 3/4-3/4	R3/4	G3/4	19	16	36.5	16.5	25	126
2020 1-1	R1	G1	23	17	45	19	30	209

Fittings Mod. S2020

Male Female Elbow Sprint®



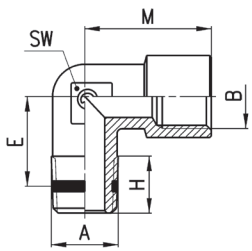

DIMENSIONS (in mm)							
Mod.	A	B	E	H	M	SW	Weight (g)
S2020 1/8-1/8	R1/8	G1/8	11.5	8.5	19	11	16
S2020 1/4-1/4	R1/4	G1/4	15	11	23	13	27
S2020 3/8-3/8	R3/8	G3/8	15	11.5	25	15	33
S2020 1/2-1/2	R1/2	G1/2	17.5	14	31.5	20	62

The company reserves the right to vary models and dimensions without notice.
These products are designed for industrial applications and are not suitable for sale to the general public.

Fittings Mod. 2003

Female Tee



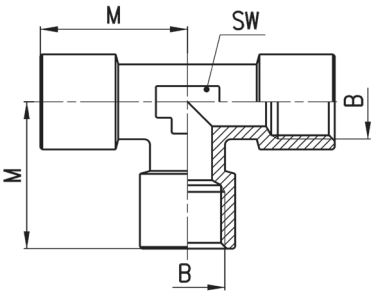

DIMENSIONS (in mm)				
Mod.	B	M	SW	Weight (g)
2003 1/8	G1/8	19	12	23
2003 1/4	G1/4	23	13	39
2003 3/8	G3/8	25	16	54
2003 1/2	G1/2	31.5	20	97

Fittings Mod. 2050

M.M.F. Tee



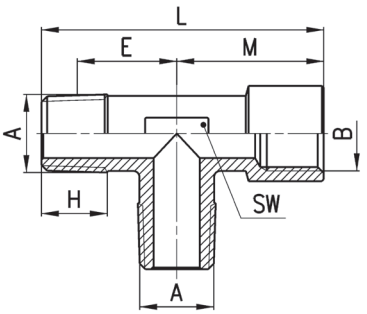

DIMENSIONS (in mm)								
Mod.	A	B	E	H	L	M	SW	Weight (g)
2050 1/8-1/8	R1/8	G1/8	11.5	8.5	37	19	12	27
2050 1/4-1/4	R1/4	G1/4	15	11	46	23	13	35
2050 3/8-3/8	R3/8	G3/8	15	11.5	48.5	25	16	44
2050 1/2-1/2	R1/2	G1/2	17.5	14	60.5	31.5	20	83

Fittings Mod. S2050

M.M.F. Tee Sprint®



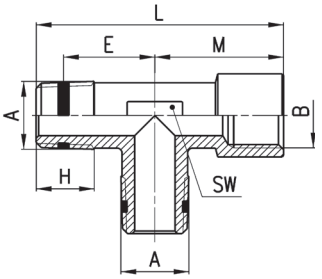

DIMENSIONS (in mm)								
Mod.	A	B	E	H	L	M	SW	Weight (g)
S2050 1/8-1/8	R1/8	G1/8	11.5	8.5	37	19	12	14
S2050 1/4-1/4	R1/4	G1/4	15	11	46	23	13	44
S2050 3/8-3/8	R3/8	G3/8	15	11.5	48.5	25	16	59
S2050 1/2-1/2	R1/2	G1/2	17.5	14	60.5	31.5	20	81

The company reserves the right to vary models and dimensions without notice.
These products are designed for industrial applications and are not suitable for sale to the general public.

Fittings Mod. 2060

F.M.F. Tee



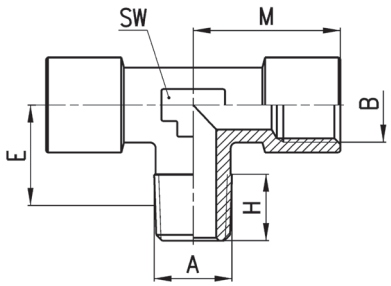

DIMENSIONS (in mm)							
Mod.	A	B	E	H	M	SW	Weight (g)
2060 1/8-1/8	R1/8	G1/8	11.5	8.5	19	12	22
2060 1/4-1/4	R1/4	G1/4	15	11	23	13	38
2060 3/8-3/8	R3/8	G3/8	15	11.5	25	16	49
2060 1/2-1/2	R1/2	G1/2	17.5	14	31.5	20	89

Fittings Mod. S2060

F.M.F. Tee Sprint®



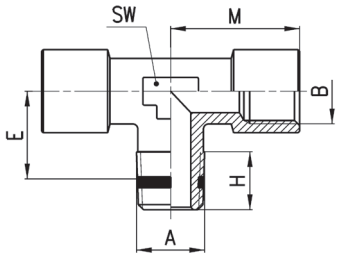

DIMENSIONS (in mm)							
Mod.	A	B	E	H	M	SW	Weight (g)
S2060 1/8-1/8	R1/8	G1/8	11.5	8.5	19	12	31
S2060 1/4-1/4	R1/4	G1/4	15	11	23	13	38
S2060 3/8-3/8	R3/8	G3/8	15	11.5	25	16	51
S2060 1/2-1/2	R1/2	G1/2	17.5	14	31.5	20	88

Fittings Mod. 2070

M.F.F. Tee



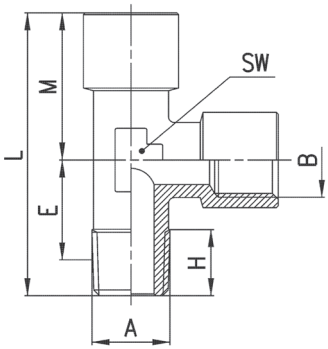

DIMENSIONS (in mm)								
Mod.	A	B	E	H	L	M	SW	Weight (g)
2070 1/8-1/8	R1/8	G1/8	11.5	8.5	37	19	12	22
2070 1/4-1/4	R1/4	G1/4	15	11	46	23	13	37
2070 3/8-3/8	R3/8	G3/8	15	11.5	48.5	25	16	49
2070 1/2-1/2	R1/2	G1/2	17.5	14	60.5	31.5	20	89

The company reserves the right to vary models and dimensions without notice.
These products are designed for industrial applications and are not suitable for sale to the general public.

Fittings Mod. S2070

M.F.F. Tee Sprint®



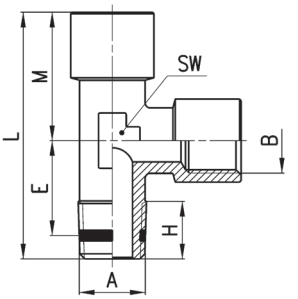

DIMENSIONS (in mm)								
Mod.	A	B	E	H	L	M	SW	Weight (g)
S2070 1/8-1/8	R1/8	G1/8	11.5	8.5	37	19	12	30
S2070 1/4-1/4	R1/4	G1/4	15	11	46	23	13	36
S2070 3/8-3/8	R3/8	G3/8	15	11.5	48.5	25	16	51
S2070 1/2-1/2	R1/2	G1/2	17.5	14	60.5	31.5	20	89

Fittings Mod. 2080

Male Tee



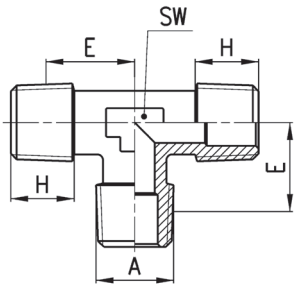

DIMENSIONS (in mm)					
Mod.	A	E	H	SW	Weight (g)
2080 1/8	R1/8	11.5	7.5	9	14
2080 1/4	R1/4	13.5	11	12	25
2080 3/8	R3/8	15.5	11.5	14	39
2080 1/2	R1/2	16	14	16	82
2080 3/4	R3/4	19	16.2	25	135
2080 1	R1	23	17.5	30	239

Fittings Mod. S2080

Male Tee Sprint®



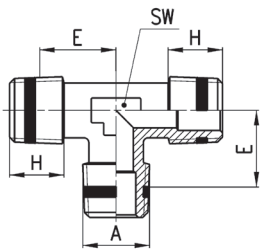

DIMENSIONS (in mm)					
Mod.	A	E	H	SW	Weight (g)
S2080 1/8	R1/8	11.5	7.5	9	14
S2080 1/4	R1/4	13.5	11	12	31
S2080 3/8	R3/8	15.5	11.5	14	50
S2080 1/2	R1/2	16	14	16	63

The company reserves the right to vary models and dimensions without notice.
These products are designed for industrial applications and are not suitable for sale to the general public.

Fittings Mod. 2090

M.F.M. Tee



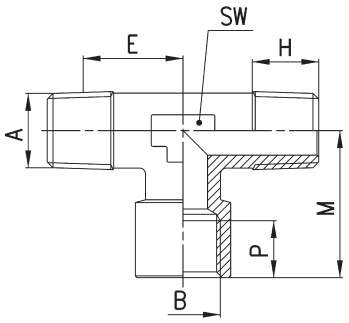

DIMENSIONS (in mm)								
Mod.	A	B	E	H	M	P	SW	Weight (g)
2090 1/8-1/8	R1/8	G1/8	11.5	8.5	19	6	12	22
2090 1/4-1/4	R1/4	G1/4	15	11	23	7	13	37
2090 3/8-3/8	R3/8	G3/8	15	11.5	25	8	16	44
2090 1/2-1/2	R1/2	G1/2	17.5	14	31.5	9.5	20	83
2090 3/4-3/4	R3/4	G3/4	19	16	36.5	16.5	25	156
2090 1-1	R1	G1	23	17.5	45	19	30	262

Fittings Mod. S2090

M.F.M. Tee Sprint®



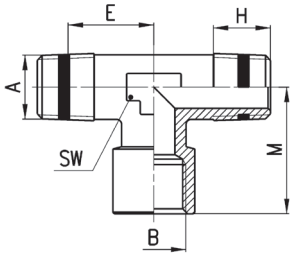

DIMENSIONS (in mm)							
Mod.	A	B	E	H	M	SW	Weight (g)
S2090 1/8-1/8	R1/8	G1/8	11.5	8.5	19	12	22
S2090 1/4-1/4	R1/4	G1/4	15	11	23	13	16
S2090 3/8-3/8	R3/8	G3/8	15	11.5	25	16	59
S2090 1/2-1/2	R1/2	G1/2	17.5	14	31.5	20	80

Fittings Mod. 2040

Y F.M.F.



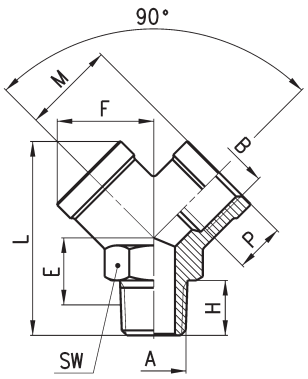

DIMENSIONS (in mm)										
Mod.	A	B	E	F	H	L	M	P	SW	Weight (g)
2040 1/8-1/8	R1/8	G1/8	9.5	14.5	8	32	14	8	13	22
2040 1/4-1/4	R1/4	G1/4	12	18	11	38	17.5	11	17	38
2040 3/8-3/8	R3/8	G3/8	13.5	20.5	11.5	42.5	19	11.5	20	52
2040 1/2-1/2	R1/2	G1/2	15.5	26.5	14	53	24.5	14	25	110

The company reserves the right to vary models and dimensions without notice.
These products are designed for industrial applications and are not suitable for sale to the general public.

Fittings Mod. 2043

Female Y



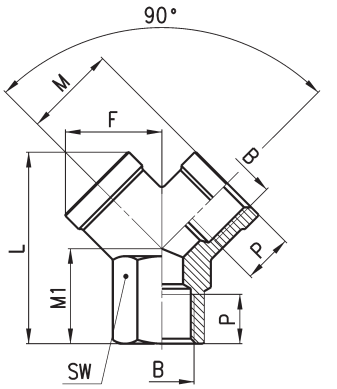

DIMENSIONS (in mm)								
Mod.	B	F	L	M	M1	P	SW	Weight (g)
2043 1/8	G1/8	14.5	26.5	14	12	8	13	18
2043 1/4	G1/4	18	32	17.5	14	11	17	32
2043 3/8	G3/8	20.5	37	19	16	11.5	20	44
2043 1/2	G1/2	26.5	45	24.5	19	14	25	84

Fittings Mod. 2023 assembled with Mod. 1631, 1635

Single Female Banjo



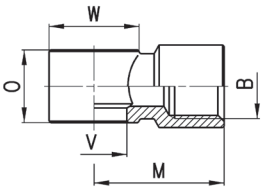

DIMENSIONS (in mm)							
Mod.	B	M	O	V	W	Weight (g)	
2023 M5-M5	M5	10.5	9	5.1	□ 9	6	
2023 M5-M6	M5	10.5	9	5.1	□ 9	6	●
2023 1/8-1/8	G1/8	20	14.5	9.8	Ø 14	14	
2023 1/4-1/4	G1/4	23.5	14.5	13.2	Ø 18	21	□
2023 3/8-3/8	G3/8	26.5	14.5	16.7	Ø 21	27	□

● = assembly with Mod. SCU, SCO, SVU... M5
□ = assembly with Mod. 1635

Fittings Mod. 2033

Female Cross



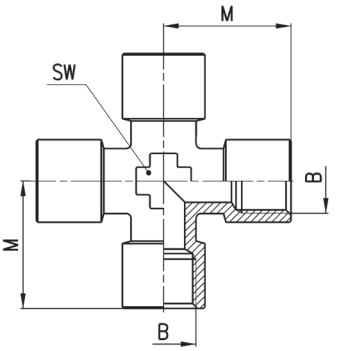

DIMENSIONS (in mm)				
Mod.	B	M	SW	Weight (g)
2033 1/8	G1/8	19	12	27
2033 1/4	G1/4	23	14	51
2033 3/8	G3/8	25	16	70

The company reserves the right to vary models and dimensions without notice.
These products are designed for industrial applications and are not suitable for sale to the general public.

Accessories Mod. 3033

4 Ways Distribution Block with mounting holes
Material: Anodized Aluminium



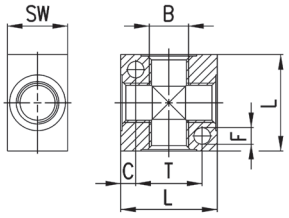

DIMENSIONS (in mm)							
Mod.	B	C	F	L	T	SW	Weight (g)
3033 1/8	G1/8	4	4.5	25	17	16	18
3033 1/4	G1/4	5	5.5	32	22	20	35
3033 3/8	G3/8	7	5.5	40	26	25	73
3033 1/2	G1/2	8	5.5	50	34	30	137

Accessories Mod. 3043

Manifold with double lateral outlets
Material: Anodized Aluminium



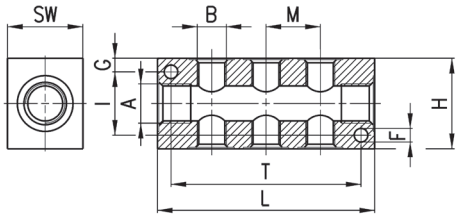

DIMENSIONS (in mm)													
Mod.	A	DOUBLE LATERAL OUTLETS	B	F	G	H	I	L	M	T	SW	Weight (g)
3043 1/4-3D-1/8	1/4	3	1/8	4.5	4.5	30	21	72	18	63	20	85
3043 1/4-4D-1/8	1/4	4	1/8	4.5	4.5	30	21	90	18	81	20	107
3043 1/4-5D-1/8	1/4	5	1/8	4.5	4.5	30	21	108	18	99	20	128
3043 1/4-6D-1/8	1/4	6	1/8	4.5	4.5	30	21	126	18	117	20	151
3043 3/8-3D-1/4	3/8	3	1/4	5.5	6	40	28	92	24	75	25	177
3043 3/8-4D-1/4	3/8	4	1/4	5.5	6	40	28	116	24	99	25	224
3043 3/8-5D-1/4	3/8	5	1/4	5.5	6	40	28	140	24	123	25	270
3043 3/8-6D-1/4	3/8	6	1/4	5.5	6	40	28	164	24	147	25	315
3043 1/2-3D-3/8	1/2	3	3/8	5.5	6.5	50	37	104	26	85	30	287
3043 1/2-4D-3/8	1/2	4	3/8	5.5	6.5	50	37	130	26	111	30	356
3043 1/2-5D-3/8	1/2	5	3/8	5.5	6.5	50	37	156	26	137	30	427
3043 1/2-6D-3/8	1/2	6	3/8	5.5	6.5	50	37	182	26	163	30	495

Accessories Mod. 3053

Manifold with lateral outlets
Material: Anodized Aluminium



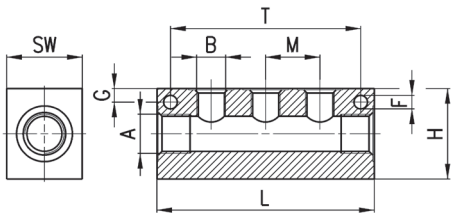

DIMENSIONS (in mm)											
Mod.	A	SINGLE LATERAL OUTLETS	B	F	G	H	L	M	T	SW	Weight (g)
3053 1/4-3L-1/8	1/4	3	1/8	4.5	4.5	30	72	18	63	20	92
3053 1/4-4L-1/8	1/4	4	1/8	4.5	4.5	30	90	18	81	20	116
3053 1/4-5L-1/8	1/4	5	1/8	4.5	4.5	30	108	18	99	20	140
3053 1/4-6L-1/8	1/4	6	1/8	4.5	4.5	30	126	18	117	20	164
3053 3/8-3L-1/4	3/8	3	1/4	5.5	6	40	92	24	75	25	191
3053 3/8-4L-1/4	3/8	4	1/4	5.5	6	40	116	24	99	25	243
3053 3/8-5L-1/4	3/8	5	1/4	5.5	6	40	140	24	123	25	294
3053 3/8-6L-1/4	3/8	6	1/4	5.5	6	40	164	24	147	25	345
3053 1/2-3L-3/8	1/2	3	3/8	5.5	6.5	50	104	26	85	30	313
3053 1/2-4L-3/8	1/2	4	3/8	5.5	6.5	50	130	26	111	30	395
3053 1/2-5L-3/8	1/2	5	3/8	5.5	6.5	50	156	26	137	30	474
3053 1/2-6L-3/8	1/2	6	3/8	5.5	6.5	50	182	26	163	30	551

The company reserves the right to vary models and dimensions without notice.
These products are designed for industrial applications and are not suitable for sale to the general public.